

ADRP/Perilipin 2 antibody



Catalog Number: 107895

Product name

ADRP/Perilipin 2 antibody

Specificity

Human, Mouse, Rat; other species not tested.

Antibody description

ADRP/Perilipin 2 Rabbit Polyclonal antibody. Positive IHC detected in human liver tissue, human colon cancer tissue, human liver cancer tissue, human renal cell carcinoma tissue. Positive IF detected in HepG2 cells, 3T3-L1 cells. Positive WB detected in Transfected HEK-293 cells. Observed molecular weight by Western-blot: 50-55 kDa

Preparation

This antibody was obtained by immunization of ADRP/Perilipin 2 recombinant protein (Accession Number: NM_001122). Purification method: Antigen affinity purified.

Formulation

PBS with 0.1% sodium azide and 50% glycerol pH 7.3.

Storage

Store at -20°C. DO NOT ALIQUOT

Clonality

Polyclonal

Ig Type

Rabbit IgG

Applications

ELISA, IHC, IF, WB

Dilutions

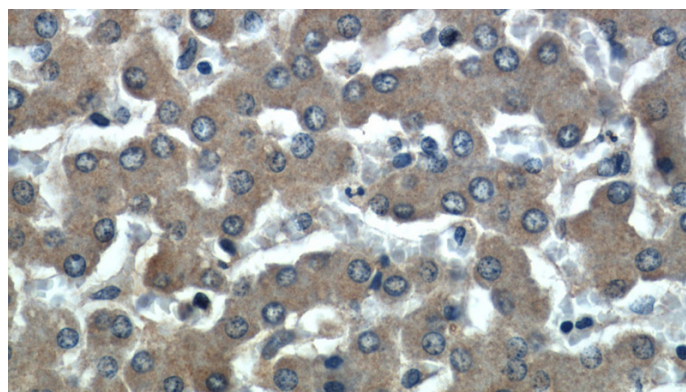
Recommended Dilution:

WB: 1:1000-1:10000

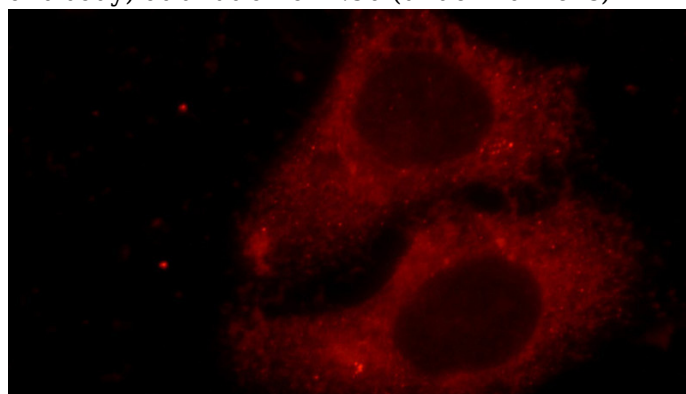
IHC: 1:20-1:200

IF: 1:10-1:100

Validations



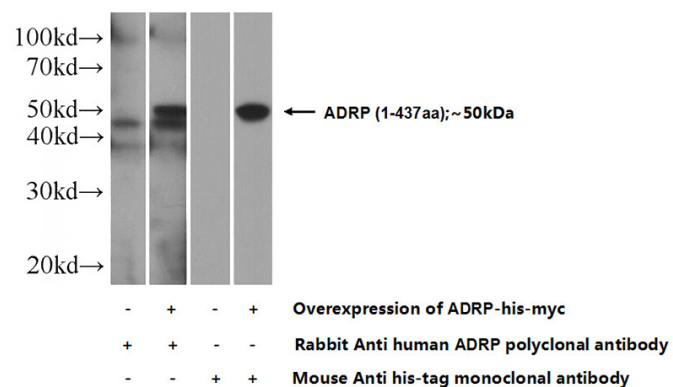
Immunohistochemical of paraffin-embedded human liver using Catalog No:107895(ADRP antibody) at dilution of 1:50 (under 40x lens)



Immunofluorescent analysis of HepG2 cells using Catalog No:107895(ADRP Antibody) at dilution of 1:25 and Rhodamine-Goat anti-Rabbit IgG

ADRP/Perilipin 2 antibody

Catalog Number: 107895



Transfected HEK-293 cells were subjected to SDS PAGE followed by western blot with Catalog No:107895(ADRP Antibody) at dilution of 1:2000