

YTHDF2 antibody

Catalog Number: 116895

Product name

YTHDF2 antibody

IP: 1:200-1:2000

IHC: 1:20-1:200

Specificity

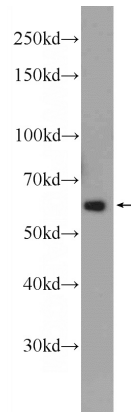
Human; other species not tested.

IF: 1:10-1:100

Antibody description

YTHDF2 Rabbit Polyclonal antibody. Positive IF detected in HeLa cells. Positive IHC detected in human testis tissue, human skeletal muscle tissue. Positive WB detected in Jurkat cells, HeLa cells. Positive IP detected in Jurkat cells. Observed molecular weight by Western-blot: 62 kDa

Validations



Preparation

This antibody was obtained by immunization of YTHDF2 recombinant protein (Accession Number: NM_016258). Purification method: Antigen affinity purified.

Jurkat cells were subjected to SDS PAGE followed by western blot with Catalog No:116895(YTHDF2 Antibody) at dilution of 1:1000

Formulation

PBS with 0.1% sodium azide and 50% glycerol pH 7.3.

Storage

Store at -20°C. DO NOT ALIQUOT

Clonality

Polyclonal

Ig Type

Rabbit IgG

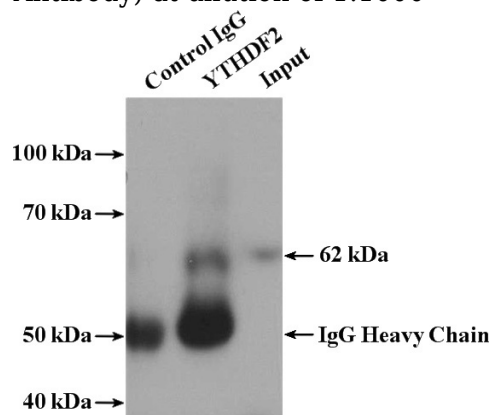
Applications

ELISA, WB, IF, IHC, IP

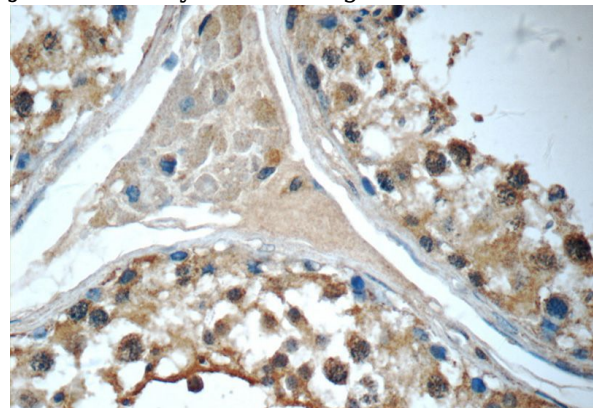
Dilutions

Recommended Dilution:

WB: 1:500-1:5000



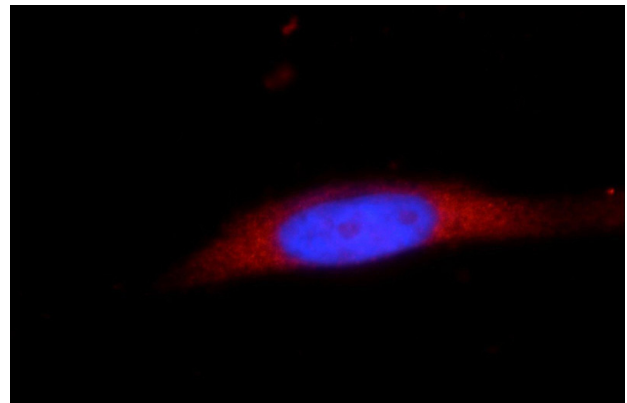
IP Result of anti-YTHDF2 (IP:Catalog No:116895, 4ug; Detection:Catalog No:116895 1:600) with Jurkat cells lysate 2000ug.



YTHDF2 antibody

Catalog Number: 116895

Immunohistochemistry of paraffin-embedded human testis tissue slide using Catalog No:116895(YTHDF2 Antibody) at dilution of 1:50 (under 40x lens)



Immunofluorescent analysis of HeLa cells using Catalog No:116895(YTHDF2 Antibody) at dilution of 1:25 and Rhodamine-Goat anti-Rabbit IgG