

BHMT antibody



Catalog Number: 108495

Product name

BHMT antibody

Recommended Dilution:

WB: 1:500-1:5000

Specificity

Human, Mouse; other species not tested.


IP: 1:500-1:5000

IHC: 1:20-1:200

Antibody description

BHMT Rabbit Polyclonal antibody. Positive WB detected in human kidney tissue, L02 cells. Positive IP detected in mouse kidney tissue. Positive IHC detected in human spleen tissue, human heart tissue, human lung tissue, human ovary tissue, human placenta tissue, human skin tissue. Observed molecular weight by Western-blot: 50kd

Validations



Preparation

This antibody was obtained by immunization of BHMT recombinant protein (Accession Number: NM_001713). Purification method: Antigen affinity purified.

human kidney tissue were subjected to SDS PAGE followed by western blot with Catalog No:117140(BHMT antibody) at dilution of 1:2000

Formulation

PBS with 0.02% sodium azide and 50% glycerol pH 7.3.

Storage

Store at -20°C. DO NOT ALIQUOT

Clonality

Polyclonal

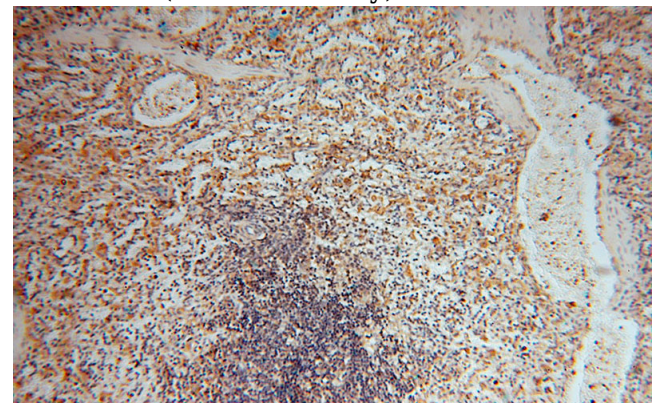
Ig Type

Rabbit IgG

Applications

ELISA, WB, IHC, IP

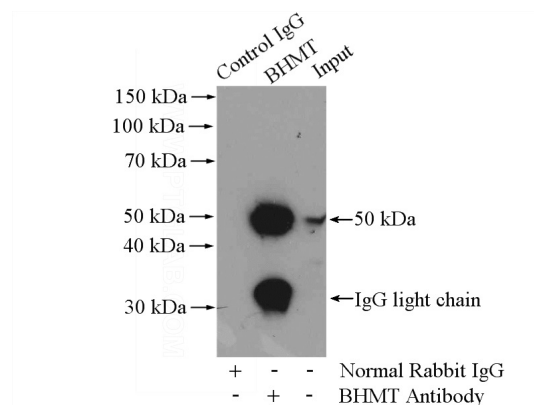
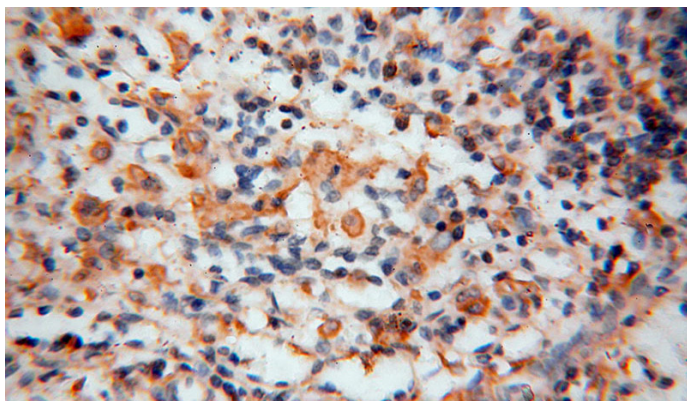
Dilutions



Immunohistochemical of paraffin-embedded human spleen using Catalog No:117140(BHMT antibody) at dilution of 1:100 (under 10x lens)

BHMT antibody

Catalog Number: 108495



Immunohistochemical of paraffin-embedded human spleen using Catalog No:117140(BHMT antibody) at dilution of 1:100 (under 40x lens)

IP Result of anti-BHMT (IP:Catalog No:117140, 4ug; Detection:Catalog No:117140 1:1000) with mouse kidney tissue lysate 4400ug.