

# MATK antibody

Catalog Number: 112495

## Product name

MATK antibody

## Specificity

Human, Mouse, Rat; other species not tested.

## Antibody description

MATK Rabbit Polyclonal antibody. Positive IHC detected in human breast cancer tissue. Positive WB detected in K-562 cells, mouse thymus tissue. Observed molecular weight by Western-blot: 52 kDa

## Preparation

This antibody was obtained by immunization of MATK recombinant protein (Accession Number: XM\_011528018). Purification method: Antigen affinity purified.

## Formulation

PBS with 0.1% sodium azide and 50% glycerol pH 7.3.

## Storage

Store at -20°C. DO NOT ALIQUOT

## Clonality

Polyclonal

## Ig Type

Rabbit IgG

## Applications

ELISA, WB, IHC


## Dilutions

Recommended Dilution:

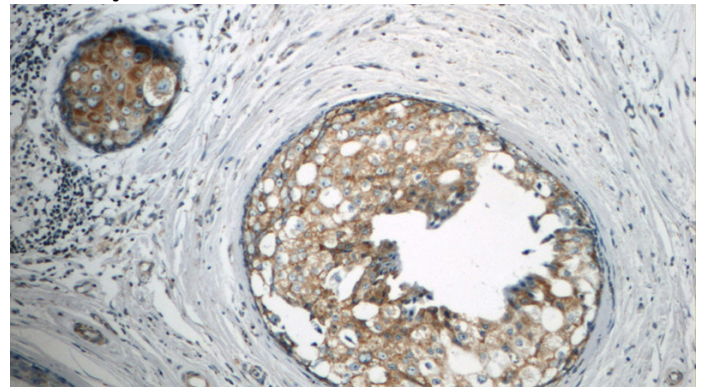
WB: 1:200-1:2000

IHC: 1:20-1:200

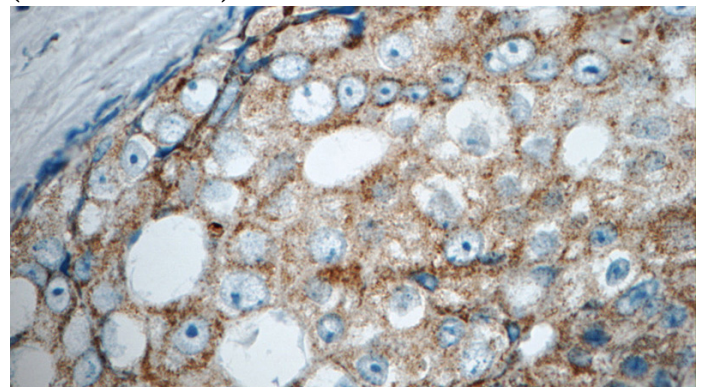
## Validations



K-562 cells were subjected to SDS PAGE followed by western blot with Catalog No:112495(MATK antibody) at dilution of 1:400



Immunohistochemistry of paraffin-embedded human breast cancer tissue slide using Catalog No:112495(MATK Antibody) at dilution of 1:50 (under 10x lens)



Immunohistochemistry of paraffin-embedded human breast cancer tissue slide using Catalog No:112495(MATK Antibody) at dilution of 1:50

# MATK antibody



Catalog Number: 112495

---

(under 40x lens)