

# Anti-TUBB1 antibody



Catalog Number: 175095

## Product name

FC:1:100-500

Anti-TUBB1 antibody

## Specificity

Human, Mouse, Rat

## Antibody description

Mouse monoclonal antibody to TUBB1

## Preparation

This antigen of this antibody was klh conjugated synthetic peptide derived from human beta i tubulin

## Formulation

Liquid, 0.01M TBS(pH7.4) with 1% BSA, 0.03% Proclin300 and 50% Glycerol.

## Storage

Store at -20°C for one year. Avoid repeated freeze/thaw cycles. The lyophilized antibody is stable at room temperature for at least one month and for greater than a year when kept at -20°C. When reconstituted in sterile pH 7.4 0.01M PBS or diluent of antibody the antibody is stable for at least two weeks at 2-4°C.

## Clonality

Monoclonal

## Ig Type

Mouse IgG

## Applications

WB, IHC-P, FC

## Dilutions

WB:1:5000-20000

IHC-P:1:400-800

## Validations

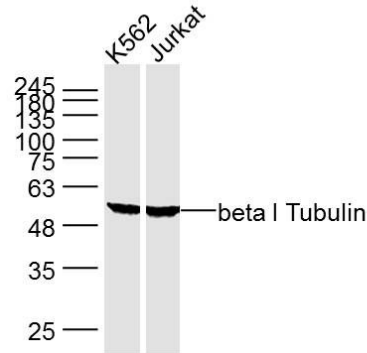


Fig1: Sample:; K562 Cell (Human) Lysate at 40 ug; Jurkat Cell (Human) Lysate at 40 ug; Primary: Anti- beta I Tubulin at 1/1000 dilution; Secondary: IRDye800CW Goat Anti-Mouse IgG at 1/20000 dilution; Predicted band size: 50 kD; Observed band size: 50 kD

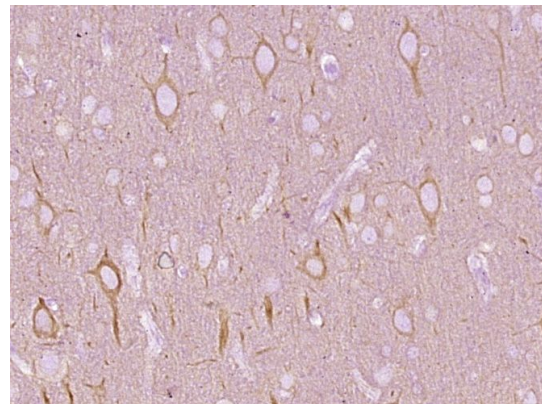


Fig2: Paraformaldehyde-fixed, paraffin embedded (Rat brain); Antigen retrieval by boiling in sodium citrate buffer (pH6.0) for 15min; Block endogenous peroxidase by 3% hydrogen peroxide for 20 minutes; Blocking buffer (normal goat serum) at 37°C for 30min; Antibody incubation with (beta I Tubulin) Monoclonal Antibody, Unconjugated at 1:400 overnight at 4°C, followed by operating according to SP Kit(Mouse) (sp-0024) instructions and DAB staining.

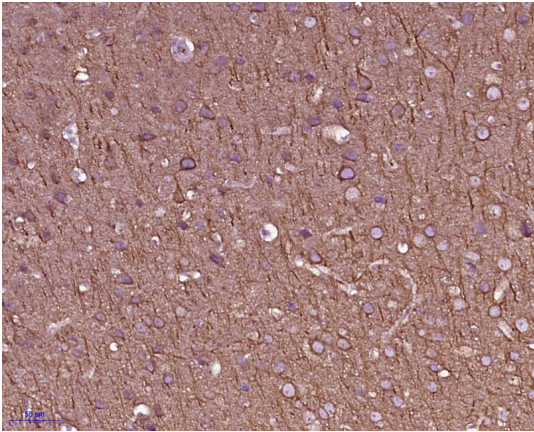


Fig3: Paraformaldehyde-fixed, paraffin embedded (Mouse brain); Antigen retrieval by boiling in sodium citrate buffer (pH6.0) for 15min; Block endogenous peroxidase by 3% hydrogen peroxide for 20 minutes; Blocking buffer (normal goat serum) at 37°C for 30min; Antibody incubation with (beta I Tubulin) Monoclonal Antibody, Unconjugated (175095# 5F7) at 1:400 overnight at 4°C, followed by operating according to SP Kit(Mouse) (sp-0024) instructions and DAB staining.