

NEDD1 antibody

Catalog Number: 113095

Product name

NEDD1 antibody

IP: 1:200-1:2000

IHC: 1:20-1:200

Specificity


Human, Mouse, Rat; other species not tested.

IF: 1:10-1:100

Antibody description

NEDD1 Rabbit Polyclonal antibody. Positive WB detected in HEK-293 cells, human brain tissue, SH-SY5Y cells. Positive IP detected in HeLa cells. Positive IF detected in HEK-293 cells. Positive IHC detected in human gliomas tissue. Observed molecular weight by Western-blot: 75 kDa; 62 kDa

Validations



Preparation

This antibody was obtained by immunization of NEDD1 recombinant protein (Accession Number: NM_152905). Purification method: Antigen affinity purified.

HEK-293 cells were subjected to SDS PAGE followed by western blot with Catalog No:113095(NEDD1 antibody) at dilution of 1:800

Formulation

PBS with 0.02% sodium azide and 50% glycerol pH 7.3.

Storage

Store at -20°C. DO NOT ALIQUOT

Clonality

Polyclonal

Ig Type

Rabbit IgG


Applications

ELISA, WB, IHC, IP, IF

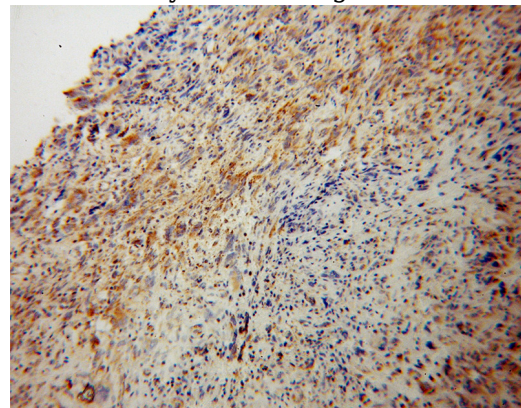
Dilutions

Recommended Dilution:

WB: 1:500-1:5000



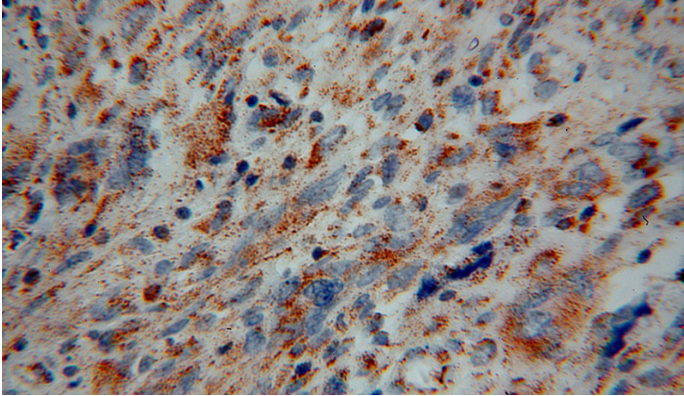
IP Result of anti-NEDD1 (IP:Catalog No:113095, 3ug; Detection:Catalog No:113095 1:800) with HeLa cells lysate 2150ug.



NEDD1 antibody

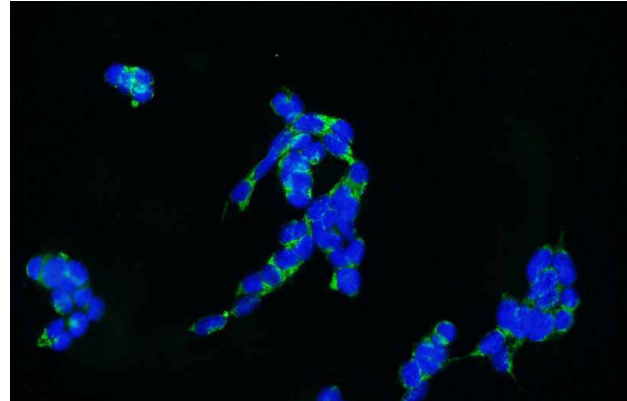
Catalog Number: 113095

Immunohistochemical of paraffin-embedded human gliomas using Catalog No:113095(NEDD1 antibody) at dilution of 1:100 (under 10x lens)



Immunohistochemical of paraffin-embedded human gliomas using Catalog No:113095(NEDD1

antibody) at dilution of 1:100 (under 40x lens)



Immunofluorescent analysis of HEK-293 cells using Catalog No:113095(NEDD1 Antibody) at dilution of 1:25 and Alexa Fluor 488-conjugated AffiniPure Goat Anti-Rabbit IgG(H+L)