

Cytochrome c antibody



Catalog Number: 109785

Product name

Cytochrome c antibody

WB: 1:200-1:2000

IHC: 1:20-1:400


Specificity

Human, Mouse, Rat; other species not tested.

Validations

Antibody description

Cytochrome c Rabbit Polyclonal antibody. Positive WB detected in rat skeletal muscle tissue, MCF7 cells, mouse kidney tissue, mouse skeletal muscle tissue, NIH/3T3 cells, rat liver tissue. Positive IHC detected in human colon cancer tissue, human breast cancer tissue, human liver tissue. Observed molecular weight by Western-blot: 12-15 kDa



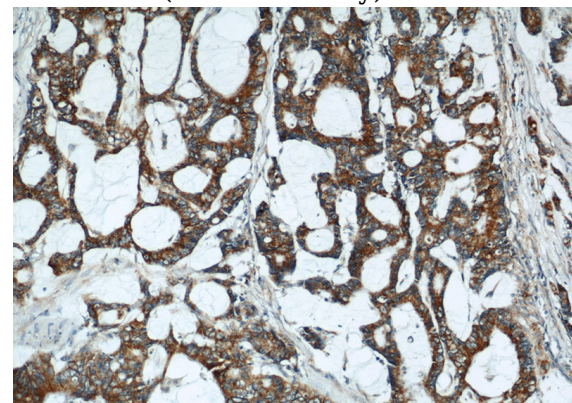
Preparation

This antibody was obtained by immunization of Cyt^oChrome c recombinant protein (Accession Number: NM_018947). Purification method: Antigen affinity purified.

rat skeletal muscle tissue were subjected to SDS PAGE followed by western blot with Catalog No:109785(CYCS antibody) at dilution of 1:800

Formulation

PBS with 0.1% sodium azide and 50% glycerol pH 7.3.



Storage

Store at -20°C. DO NOT ALIQUOT

Clonality

Polyclonal

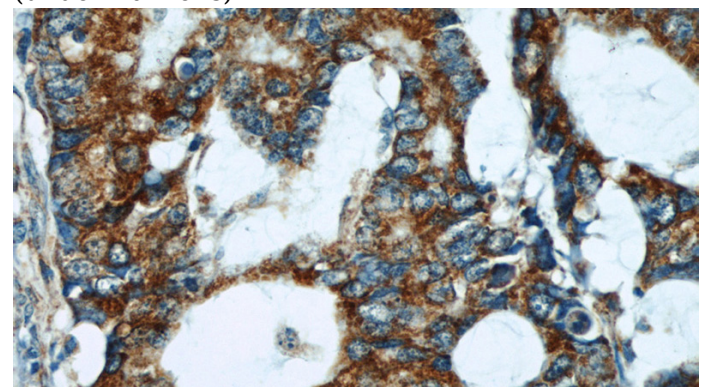
Immunohistochemical of paraffin-embedded human colon cancer using Catalog No:109785(CYCS antibody) at dilution of 1:50 (under 10x lens)

Ig Type

Rabbit IgG

Applications

ELISA, IHC, WB



Dilutions

Recommended Dilution:

Immunohistochemical of paraffin-embedded

Cytochrome c antibody



Catalog Number: 109785

human colon cancer using Catalog

No:109785(CYCS antibody) at dilution of 1:50
(under 40x lens)