

TTC39B antibody

Catalog Number: 116385

Product name

TTC39B antibody

Specificity

Human, Mouse; other species not tested.

Antibody description

TTC39B Rabbit Polyclonal antibody. Positive IHC detected in human liver tissue. Positive WB detected in mouse testis tissue. Observed molecular weight by Western-blot: 59 kDa, 67 kDa

Preparation

This antibody was obtained by immunization of TTC39B recombinant protein (Accession Number: NM_001168339). Purification method: Antigen affinity purified.

Formulation

PBS with 0.02% sodium azide and 50% glycerol pH 7.3.

Storage

Store at -20°C. DO NOT ALIQUOT

Clonality

Polyclonal

Ig Type

Rabbit IgG

Applications

ELISA, WB, IHC


Dilutions

Recommended Dilution:

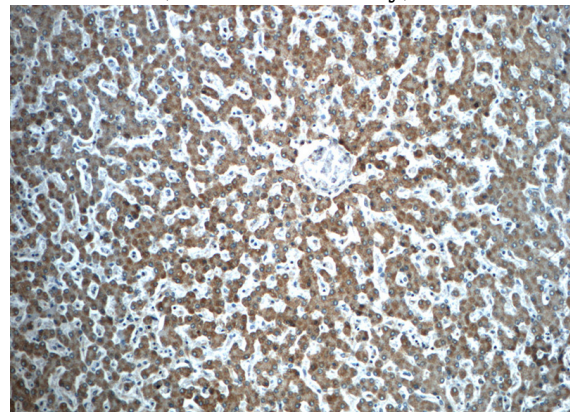
WB: 1:200-1:2000

IHC: 1:20-1:200

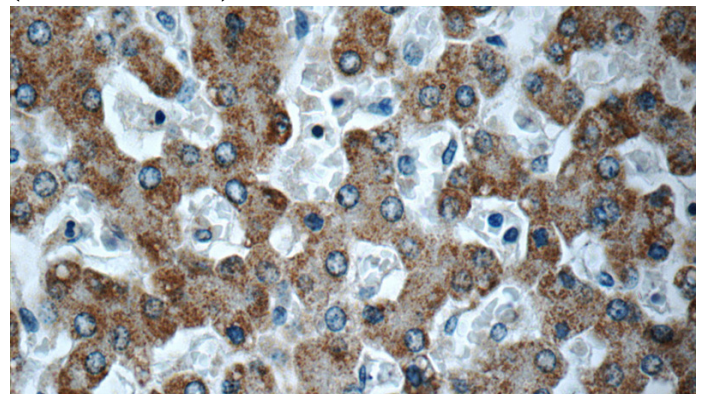
Validations



mouse testis tissue were subjected to SDS PAGE followed by western blot with Catalog No:116385(TTC39B antibody) at dilution of 1:800



Immunohistochemistry of paraffin-embedded human liver slide using Catalog No:116385(TTC39B Antibody) at dilution of 1:50 (under 10x lens)



Immunohistochemistry of paraffin-embedded human liver slide using Catalog No:116385(TTC39B Antibody) at dilution of 1:50 (under 40x lens)