

# SMCO4 antibody



Catalog Number: 115385

## Product name

SMCO4 antibody

## Specificity

Human; other species not tested.

## Antibody description

SMCO4 Rabbit Polyclonal antibody. Positive WB detected in HEK-293 cells. Positive IHC detected in human colon cancer tissue, human kidney tissue. Observed molecular weight by Western-blot: 7 kDa

## Preparation

This antibody was obtained by immunization of SMCO4 recombinant protein (Accession Number: NM\_020179). Purification method: Antigen affinity purified.

## Formulation

PBS with 0.1% sodium azide and 50% glycerol pH 7.3.

## Storage

Store at -20°C. DO NOT ALIQUOT

## Clonality

Polyclonal

## Ig Type

Rabbit IgG

## Applications

ELISA, WB, IHC


## Dilutions

Recommended Dilution:

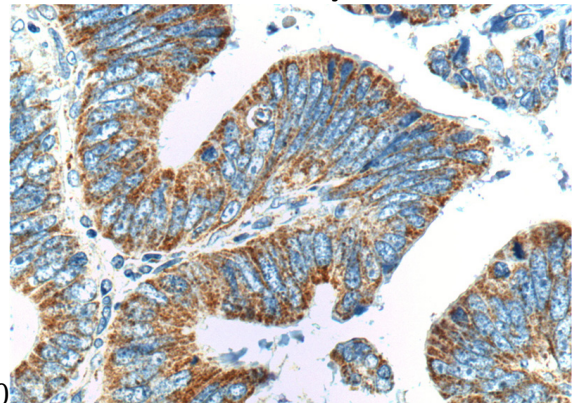
WB: 1:200-1:1000

IHC: 1:50-1:500

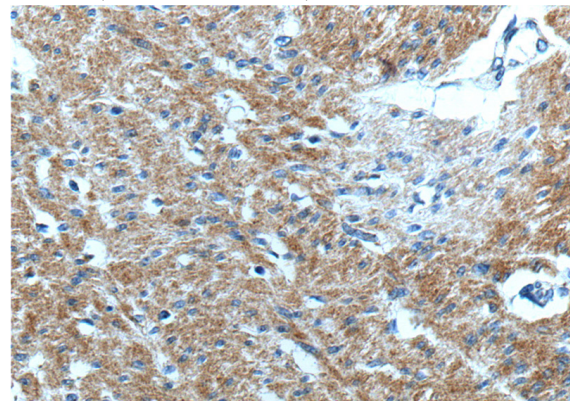
## Validations



HEK-293 cells were subjected to SDS PAGE followed by western blot with Catalog No:115385(C11orf75 Antibody) at dilution of



Immunohistochemistry of paraffin-embedded human colon cancer tissue slide using Catalog No:115385(C11orf75 Antibody) at dilution of 1:200 (under 40x lens).



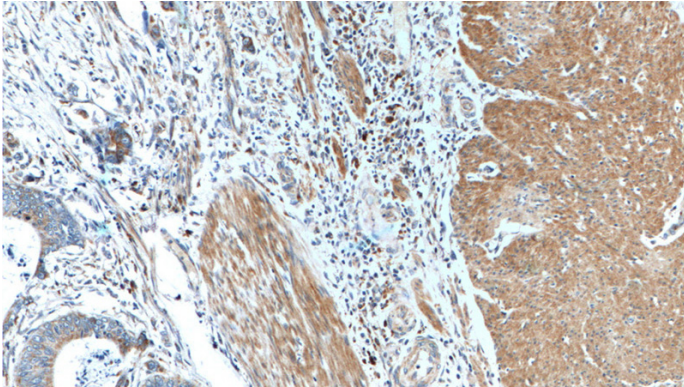
Immunohistochemistry of paraffin-embedded human colon cancer tissue slide using Catalog

# SMCO4 antibody

Catalog Number: 115385

---

No:115385(C11orf75 Antibody) at dilution of 1:200 (under 10x lens).



Immunohistochemistry of paraffin-embedded human colon cancer tissue slide using Catalog No:115385(C11orf75 Antibody) at dilution of 1:200 (under 40x lens).