

USP1 antibody

Catalog Number: 116585

Product name

USP1 antibody

IP: 1:200-1:1000

IHC: 1:20-1:200

Specificity

Human, Mouse, Rat; other species not tested.

Antibody description

USP1 Rabbit Polyclonal antibody. Positive IP detected in HEK-293 cells. Positive WB detected in HEK-293 cells, HeLa cells. Positive IHC detected in human cervical cancer tissue. Observed molecular weight by Western-blot: 110kd, 100kd

Preparation

This antibody was obtained by immunization of USP1 recombinant protein (Accession Number: NM_001017416). Purification method: Antigen affinity purified.

Formulation

PBS with 0.02% sodium azide and 50% glycerol pH 7.3.

Storage

Store at -20°C. DO NOT ALIQUOT

Clonality

Polyclonal

Ig Type

Rabbit IgG

Applications


ELISA, WB, IHC, IP

Dilutions

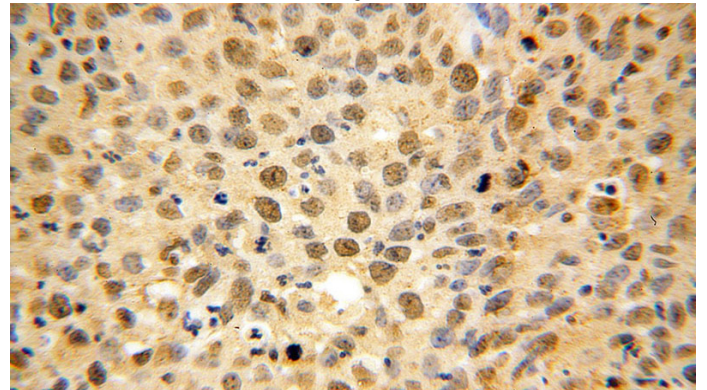
Recommended Dilution:

WB: 1:200-1:2000

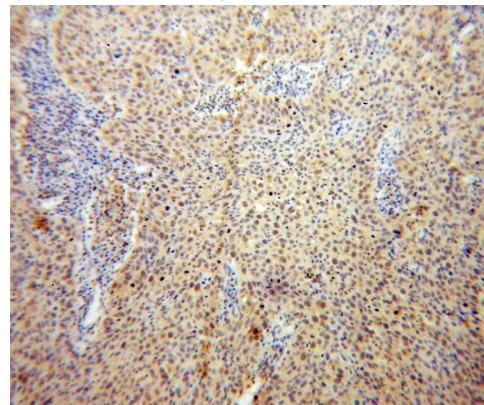
Validations



HEK-293 cells were subjected to SDS PAGE followed by western blot with Catalog No:116585(USP1 antibody) at dilution of 1:300



Immunohistochemical of paraffin-embedded human cervical cancer using Catalog No:116585(USP1 antibody) at dilution of 1:100 (under 40x lens)



Immunohistochemical of paraffin-embedded

USP1 antibody

Catalog Number: 116585

human cervical cancer using Catalog No:116585(USP1 antibody) at dilution of 1:100 (under 10x lens)

IP Result of anti-USP1 (IP:Catalog No:116585, 3ug; Detection:Catalog No:116585 1:300) with HEK-293 cells lysate 3200ug.

