

SRGAP1 antibody



Catalog Number: 115585

Product name

SRGAP1 antibody

Specificity

Human, Mouse, Rat; other species not tested.

Antibody description

SRGAP1 Rabbit Polyclonal antibody. Positive IHC detected in human testis tissue, human kidney tissue. Positive IP detected in mouse kidney tissue. Positive WB detected in mouse brain tissue, Apoptosised HeLa cells, HEK-293 cells, HeLa cells, mouse kidney tissue, SH-SY5Y cells. Observed molecular weight by Western-blot: 130 kDa

Preparation

This antibody was obtained by immunization of SRGAP1 recombinant protein (Accession Number: BC029919). Purification method: Antigen affinity purified.

Formulation

PBS with 0.02% sodium azide and 50% glycerol pH 7.3.

Storage

Store at -20°C. DO NOT ALIQUOT

Clonality

Polyclonal

Ig Type

Rabbit IgG

Applications

ELISA, WB, IHC, IP

Dilutions

Recommended Dilution:

WB: 1:500-1:5000

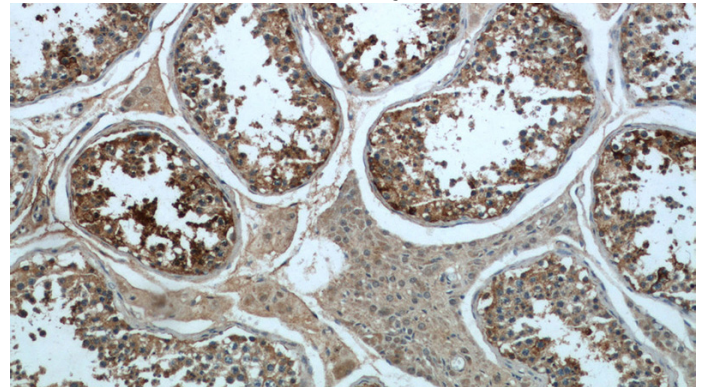
IP: 1:200-1:2000

IHC: 1:20-1:200

Validations



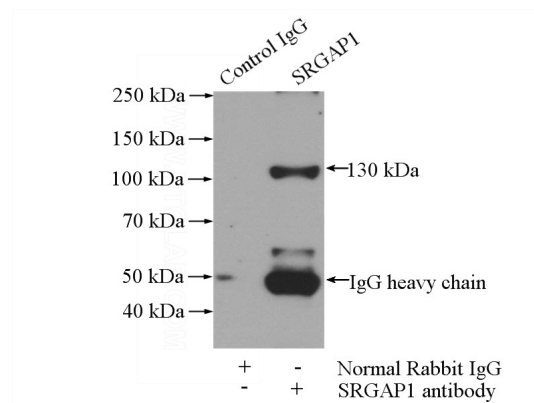
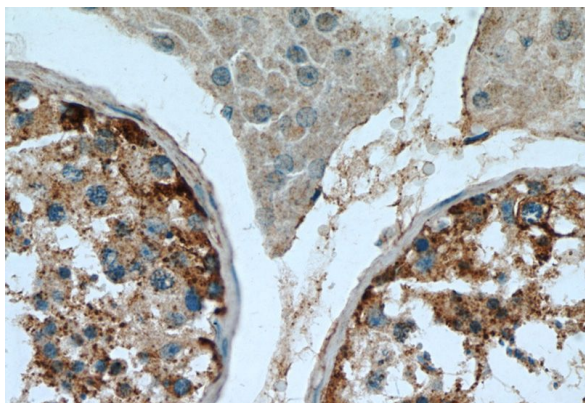
mouse brain tissue were subjected to SDS PAGE followed by western blot with Catalog No:115585(SRGAP1 antibody) at dilution of 1:800



Immunohistochemical of paraffin-embedded human testis using Catalog No:115585(SRGAP1 antibody) at dilution of 1:50 (under 10x lens)

SRGAP1 antibody

Catalog Number: 115585



Immunohistochemical of paraffin-embedded human testis using Catalog No:115585(SRGAP1 antibody) at dilution of 1:50 (under 40x lens)

IP Result of anti-SRGAP1 (IP:Catalog No:115585, 4ug; Detection:Catalog No:115585 1:500) with mouse kidney tissue lysate 4000ug.