

# Prohibitin antibody



Catalog Number: 107485

## Product name

Prohibitin antibody

WB: 1:200-1:2000

IHC: 1:20-1:200

## Specificity


Human, Mouse; other species not tested.

IF: 1:10-1:100

## Antibody description

Prohibitin Mouse Monoclonal antibody. Positive IF detected in MCF-7 cells, Hela cells. Positive IHC detected in human liver tissue, human heart tissue, human liver cancer tissue. Positive WB detected in Hela cells, human placenta tissue. Observed molecular weight by Western-blot: 30 kDa

## Validations



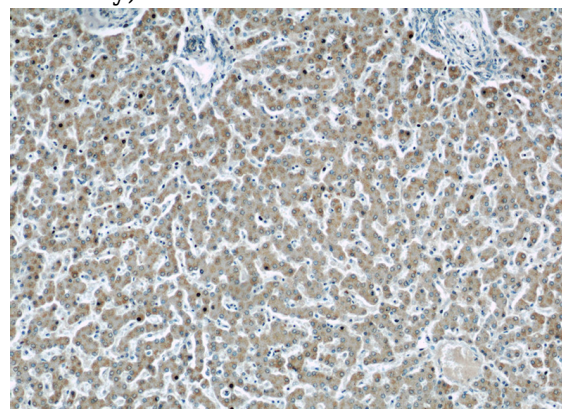
## Preparation

This antibody was obtained by immunization of Prohibitin recombinant protein (Accession Number: NM\_001281715). Purification method: Caprylic acid/ammonium sulfate precipitation.

HeLa cells were subjected to SDS PAGE followed by western blot with Catalog No:107485(PHB antibody) at dilution of 1:500

## Formulation

PBS with 0.1% sodium azide and 50% glycerol pH 7.3.



## Storage

Store at -20°C. DO NOT ALIQUOT

## Clonality

Monoclonal

Immunohistochemical of paraffin-embedded human liver using Catalog No:107485(PHB antibody) at dilution of 1:50 (under 10x lens)

## Ig Type

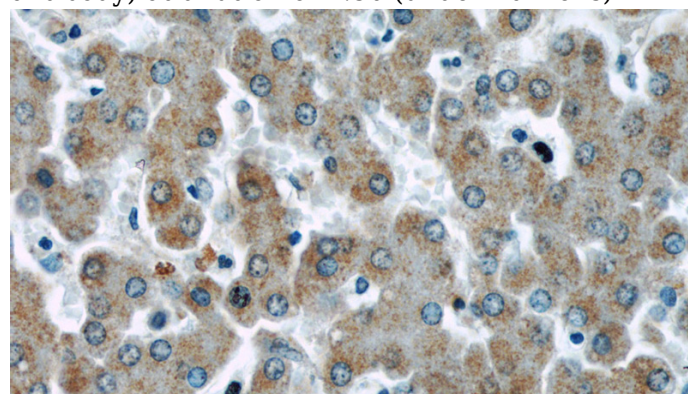
Mouse IgG1

## Applications

ELISA, WB, IHC, IF

## Dilutions

Recommended Dilution:



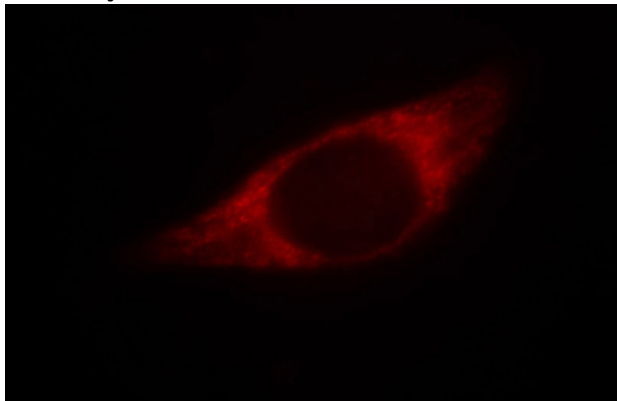
# Prohibitin antibody



Catalog Number: 107485

---

Immunohistochemical of paraffin-embedded human liver using Catalog No:107485(PHB antibody) at dilution of 1:50 (under 40x lens)



Immunofluorescent analysis of MCF-7 cells, using PHB antibody Catalog No: at 1:25 dilution and Rhodamine-labeled goat anti-mouse IgG (red).