

# VPS24 antibody

Catalog Number: 116775

## Product name

VPS24 antibody

## Specificity

Human, Mouse, Rat; other species not tested.

## Antibody description

VPS24 Rabbit Polyclonal antibody. Positive IHC detected in human heart tissue, human liver tissue, human ovary tissue, human placenta tissue, human skin tissue. Positive IF detected in HepG2 cells. Positive WB detected in HEK-293 cells, human kidney tissue. Positive IP detected in HEK-293 cells. Observed molecular weight by Western-blot: 29 kDa

## Preparation

This antibody was obtained by immunization of VPS24 recombinant protein (Accession Number: NM\_016079). Purification method: Antigen affinity purified.

## Formulation

PBS with 0.02% sodium azide and 50% glycerol pH 7.3.

## Storage

Store at -20°C. DO NOT ALIQUOT

## Clonality

Polyclonal

## Ig Type

Rabbit IgG

## Applications

ELISA, WB, IHC, IF, IP

## Dilutions

Recommended Dilution:


WB: 1:200-1:2000

IP: 1:200-1:2000

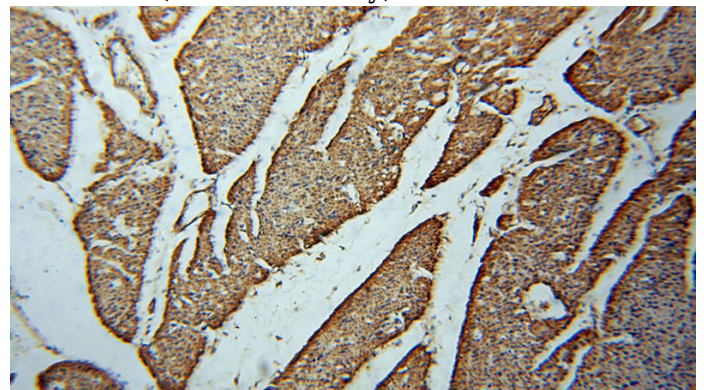
IHC: 1:20-1:200

IF: 1:10-1:100

## Validations



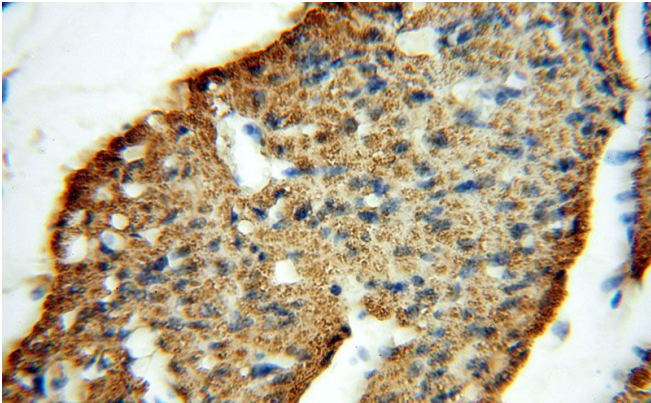
HEK-293 cells were subjected to SDS PAGE followed by western blot with Catalog No:116775(VPS24 antibody) at dilution of 1:300



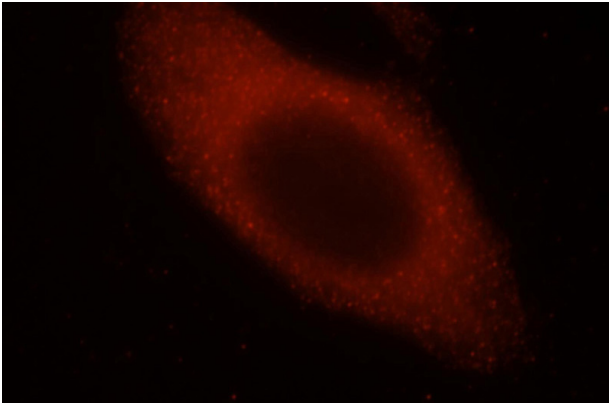
Immunohistochemical of paraffin-embedded human heart using Catalog No:116775(VPS24 antibody) at dilution of 1:50 (under 10x lens)

# VPS24 antibody

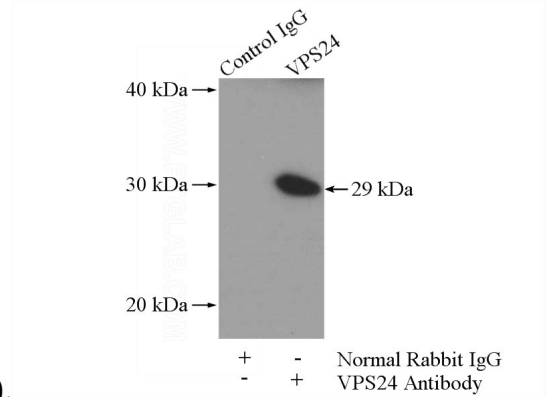
Catalog Number: 116775



Immunohistochemical of paraffin-embedded human heart using Catalog No:116775(VPS24 antibody) at dilution of 1:50 (under 40x lens)



Immunofluorescent analysis of HepG2 cells, using VPS24 antibody Catalog No:116775 at 1:25 dilution and Rhodamine-labeled goat anti-rabbit



IgG (red).

IP Result of anti-VPS24 (IP:Catalog No:116775, 4ug; Detection:Catalog No:116775 1:500) with HEK-293 cells lysate 1480ug.