

GIMAP7 antibody

Catalog Number: 110975

Product name

GIMAP7 antibody

Specificity

Human; other species not tested.

Antibody description

GIMAP7 Rabbit Polyclonal antibody. Positive IF detected in HepG2 cells. Positive IP detected in Jurkat cells. Positive WB detected in Jurkat cells. Observed molecular weight by Western-blot: 34kd

Preparation

This antibody was obtained by immunization of GIMAP7 recombinant protein (Accession Number: NM_153236). Purification method: Antigen affinity purified.

Formulation

PBS with 0.02% sodium azide and 50% glycerol pH 7.3.

Storage

Store at -20°C. DO NOT ALIQUOT

Clonality

Polyclonal

Ig Type

Rabbit IgG

Applications

ELISA, WB, IF, IP

Dilutions


Recommended Dilution:

WB: 1:500-1:5000

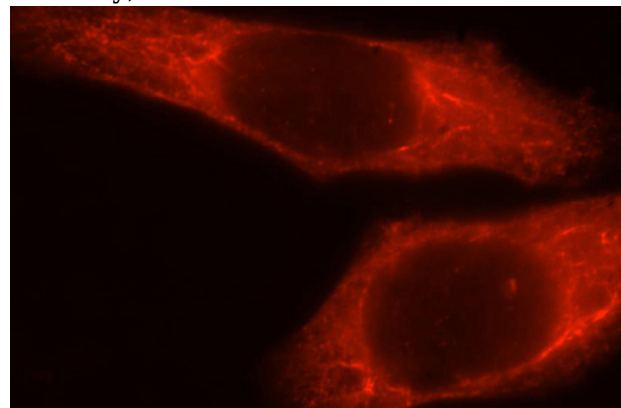
IP: 1:200-1:2000

IF: 1:10-1:100

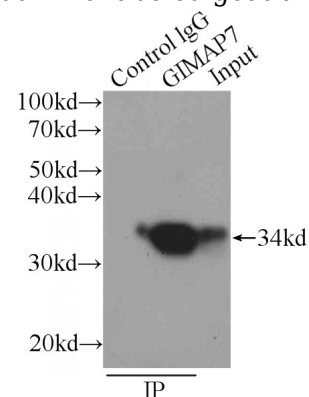
Validations



Jurkat cells were subjected to SDS PAGE followed by western blot with Catalog No:110975(GIMAP7 antibody) at dilution of 1:800



Immunofluorescent analysis of HepG2 cells, using GIMAP7 antibody Catalog No:110975 at 1:25 dilution and Rhodamine-labeled goat anti-rabbit



IgG (red).

IP Result of anti-GIMAP7 (IP:Catalog No:110975, 4ug; Detection:Catalog No:110975 1:800) with Jurkat cells lysate 1080ug.