

# BRAF antibody

Catalog Number: 108575

## Product name

BRAF antibody

## Specificity

Human, Mouse; other species not tested.

## Antibody description

BRAF Rabbit Polyclonal antibody. Positive IF detected in NIH/3T3 cells. Positive IHC detected in human thyroid cancer tissue, human testis tissue.

## Preparation

This antibody was obtained by immunization of BRAF recombinant protein (Accession Number: NM\_004333). Purification method: Antigen affinity purified.

## Formulation

PBS with 0.02% sodium azide and 50% glycerol pH 7.3.

## Storage

Store at -20°C. DO NOT ALIQUOT

## Clonality

Polyclonal

## Ig Type

Rabbit IgG

## Applications

ELISA, IHC, IF

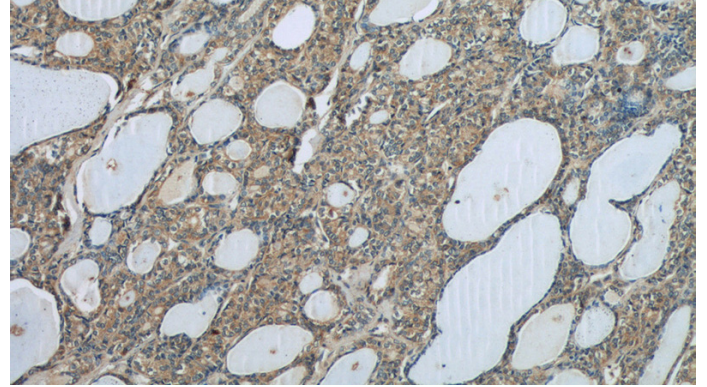
## Dilutions

Recommended Dilution:

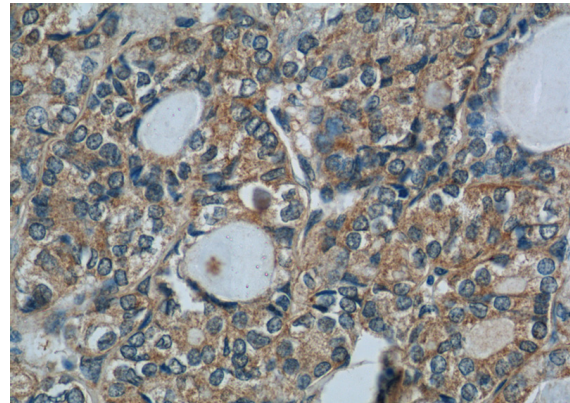
IHC: 1:20-1:200

IF: 1:50-1:500

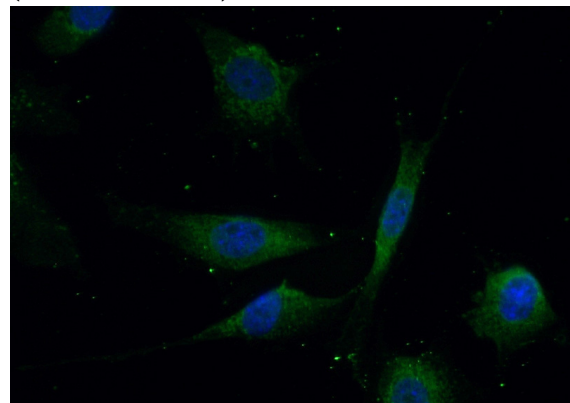
## Validations



Immunohistochemistry of paraffin-embedded human thyroid cancer tissue slide using Catalog No:117222(BRAF Antibody) at dilution of 1:50 (under 10x lens)



Immunohistochemistry of paraffin-embedded human thyroid cancer tissue slide using Catalog No:117222(BRAF Antibody) at dilution of 1:50 (under 40x lens)



Immunofluorescent analysis of (10% Formaldehyde) fixed NIH/3T3 cells using Catalog No:117222(BRAF Antibody) at dilution of 1:50 and Alexa Fluor 488-conjugated AffiniPure Goat Anti-

# **BRAF antibody**



Catalog Number: 108575

---

Rabbit IgG(H+L)