

DBC1 antibody

Catalog Number: 109875

Product name

DBC1 antibody

Specificity

Human; other species not tested.

Antibody description

DBC1 Rabbit Polyclonal antibody. Positive IHC detected in human gliomas tissue. Positive WB detected in MCF7 cells. Observed molecular weight by Western-blot: 88 kDa

Preparation

This antibody was obtained by immunization of DBC1 recombinant protein (Accession Number: BC021560). Purification method: Antigen affinity purified.

Formulation

PBS with 0.1% sodium azide and 50% glycerol pH 7.3.

Storage

Store at -20°C. DO NOT ALIQUOT

Clonality

Polyclonal

Ig Type

Rabbit IgG

Applications

ELISA, WB, IHC


Dilutions

Recommended Dilution:

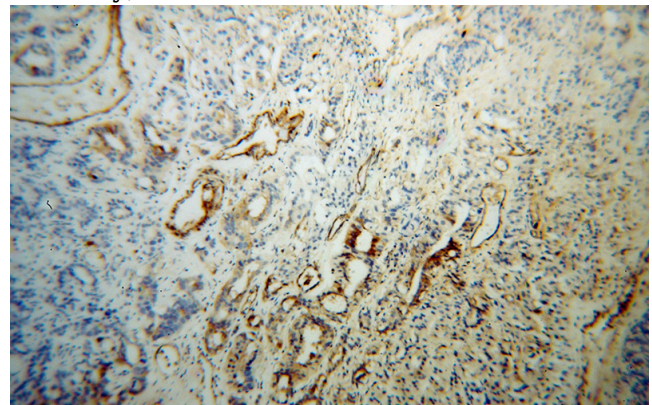
WB: 1:200-1:1000

IHC: 1:20-1:200

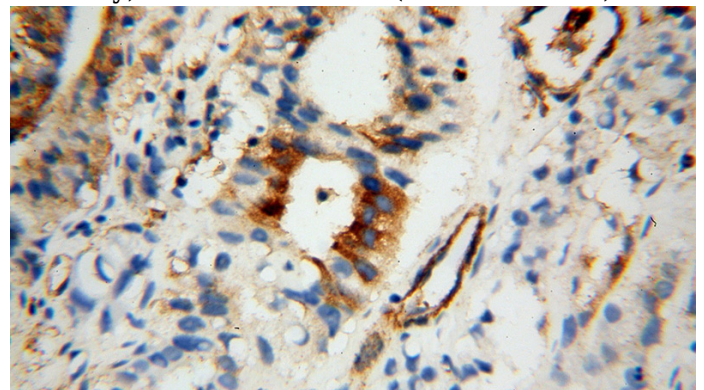
Validations



MCF7 cells were subjected to SDS PAGE followed by western blot with Catalog No:109875(DBC1 antibody) at dilution of 1:300



Immunohistochemical of paraffin-embedded human gliomas using Catalog No:109875(DBC1 antibody) at dilution of 1:50 (under 10x lens)



Immunohistochemical of paraffin-embedded human gliomas using Catalog No:109875(DBC1 antibody) at dilution of 1:50 (under 40x lens)