

# XRCC4 antibody

Catalog Number: 116875

## Product name

XRCC4 antibody

IP: 1:200-1:2000

IHC: 1:20-1:200

## Specificity

Human, Rat; other species not tested.

## Antibody description

XRCC4 Rabbit Polyclonal antibody. Positive WB detected in K-562 cells, COLO 320 cells, HepG2 cells. Positive IP detected in HepG2 cells. Positive IHC detected in human breast cancer tissue, rat small intestine tissue, rat testis tissue. Observed molecular weight by Western-blot: 55kd

## Preparation

This antibody was obtained by immunization of XRCC4 recombinant protein (Accession Number: NM\_001318013). Purification method: Antigen affinity purified.

## Formulation

PBS with 0.02% sodium azide and 50% glycerol pH 7.3.

## Storage

Store at -20°C. DO NOT ALIQUOT

## Clonality

Polyclonal

## Ig Type

Rabbit IgG

## Applications


ELISA, WB, IHC, IP

## Dilutions

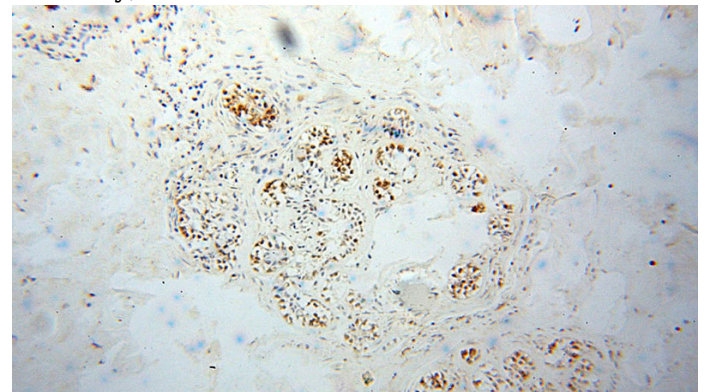
Recommended Dilution:

WB: 1:1000-1:10000

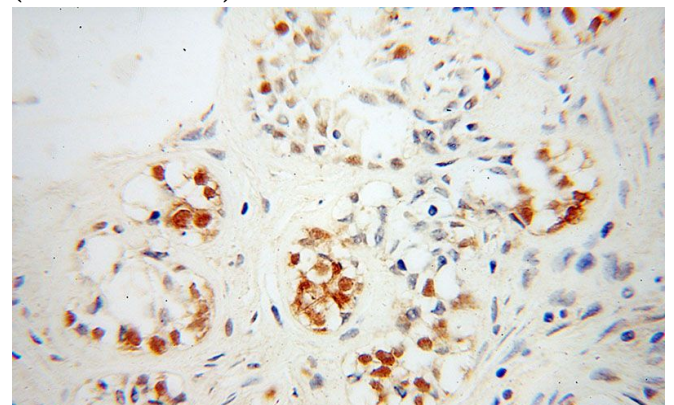
## Validations



K-562 cells were subjected to SDS PAGE followed by western blot with Catalog No:116875(XRCC4 antibody) at dilution of 1:1000



Immunohistochemical of paraffin-embedded human breast cancer using Catalog No:116875(XRCC4 antibody) at dilution of 1:100 (under 10x lens)



Immunohistochemical of paraffin-embedded

# XRCC4 antibody

Catalog Number: 116875

human breast cancer using Catalog No:116875(XRCC4 antibody) at dilution of 1:100 (under 40x lens)

IP Result of anti-XRCC4 (IP:Catalog No:116875, 4ug; Detection:Catalog No:116875 1:800) with HepG2 cells lysate 3200ug.

