

SNX20 antibody

Catalog Number: 115475

Product name

SNX20 antibody

IP: 1:200-1:1000

IHC: 1:20-1:200

Specificity

Human, Mouse, Rat; other species not tested.

Antibody description

SNX20 Rabbit Polyclonal antibody. Positive IHC detected in human placenta tissue, human lung tissue. Positive WB detected in COLO 320 cells, mouse thymus tissue. Positive IP detected in COLO 320 cells. Observed molecular weight by Western-blot: 36 kDa

Preparation

This antibody was obtained by immunization of SNX20 recombinant protein (Accession Number: BC027944). Purification method: Antigen affinity purified.

Formulation

PBS with 0.02% sodium azide and 50% glycerol pH 7.3.

Storage

Store at -20°C. DO NOT ALIQUOT

Clonality

Polyclonal

Ig Type

Rabbit IgG

Applications

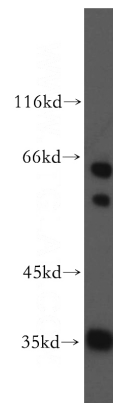
ELISA, WB, IHC, IP

Dilutions

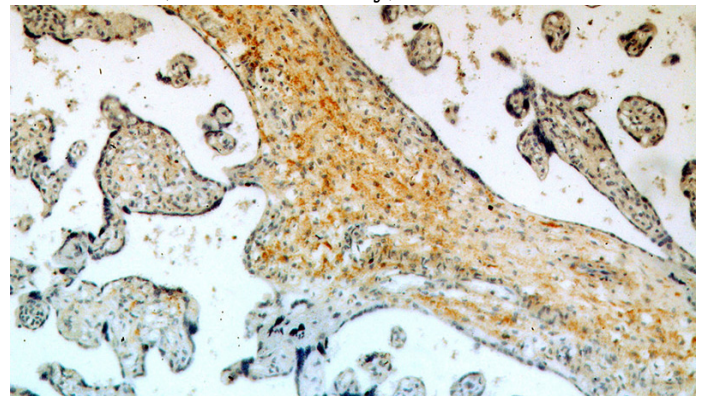
Recommended Dilution:

WB: 1:200-1:2000

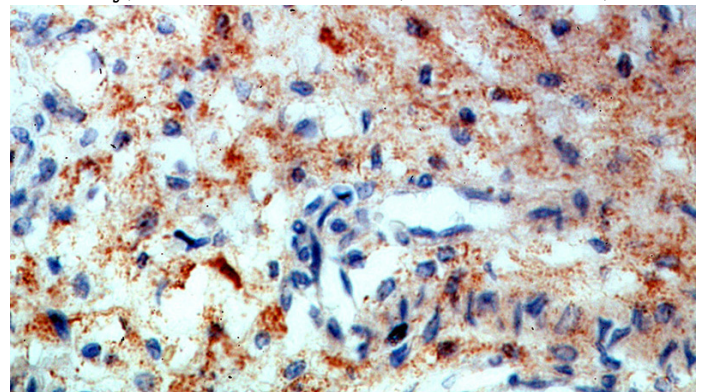
Validations



COLO 320 cells were subjected to SDS PAGE followed by western blot with Catalog No:115475(SNX20 antibody) at dilution of 1:300



Immunohistochemical of paraffin-embedded human placenta using Catalog No:115475(SNX20 antibody) at dilution of 1:50 (under 10x lens)

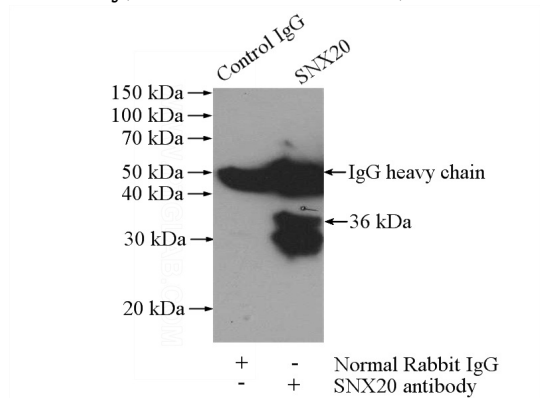


Immunohistochemical of paraffin-embedded human placenta using Catalog No:115475(SNX20 antibody) at dilution of 1:50 (under 10x lens)

SNX20 antibody

Catalog Number: 115475

antibody) at dilution of 1:50 (under 40x lens)



IP Result of anti-SNX20 (IP:Catalog No:115475, 4ug; Detection:Catalog No:115475 1:300) with COLO 320 cells lysate 2000ug.