

PABPC3 antibody



Catalog Number: 113475

Product name

PABPC3 antibody

IP: 1:200-1:1000

IHC: 1:20-1:200

Specificity

Human, Mouse, Rat; other species not tested.

Antibody description

PABPC3 Rabbit Polyclonal antibody. Positive WB detected in mouse testis tissue. Positive IP detected in mouse testis tissue. Positive IHC detected in human testis tissue. Observed molecular weight by Western-blot: 70 kDa

Preparation

This antibody was obtained by immunization of PABPC3 recombinant protein (Accession Number: NM_030979). Purification method: Antigen affinity purified.

Formulation

PBS with 0.02% sodium azide and 50% glycerol pH 7.3.

Storage

Store at -20°C. DO NOT ALIQUOT

Clonality

Polyclonal

Ig Type

Rabbit IgG

Applications


ELISA, WB, IHC, IP

Dilutions

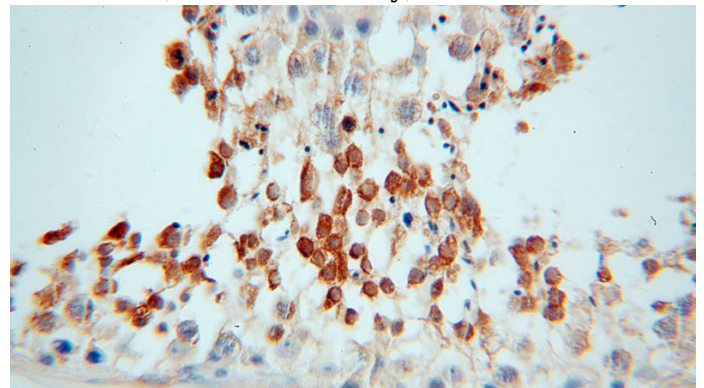
Recommended Dilution:

WB: 1:200-1:2000

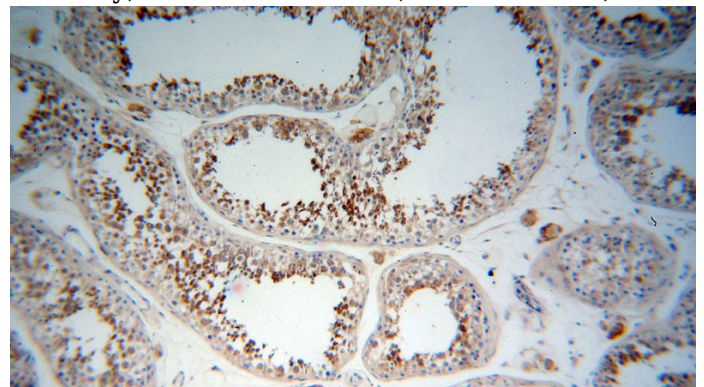
Validations



mouse testis tissue were subjected to SDS PAGE followed by western blot with Catalog No:113475(PABPC3 antibody) at dilution of 1:300



Immunohistochemical of paraffin-embedded human testis using Catalog No:113475(PABPC3 antibody) at dilution of 1:50 (under 40x lens)




Immunohistochemical of paraffin-embedded human testis using Catalog No:113475(PABPC3

PABPC3 antibody

Catalog Number: 113475

antibody) at dilution of 1:50 (under 10x lens)



IP Result of anti-PABPC3 (IP:Catalog No:113475, 4ug; Detection:Catalog No:113475 1:300) with mouse testis tissue lysate 3600ug.