

Product name

CACNG1 antibody

Specificity

Human; other species not tested.

Antibody description

CACNG1 Rabbit Polyclonal antibody. Positive IF detected in SH-SY5Y cells. Positive IHC detected in human liver cancer tissue.

Preparation

This antibody was obtained by immunization of CACNG1 recombinant protein (Accession Number: NM_000727). Purification method: Antigen affinity purified.

Formulation

PBS with 0.1% sodium azide and 50% glycerol pH 7.3.

Storage

Store at -20°C. DO NOT ALIQUOT

Clonality

Polyclonal

Ig Type

Rabbit IgG

Applications

ELISA, IF, IHC

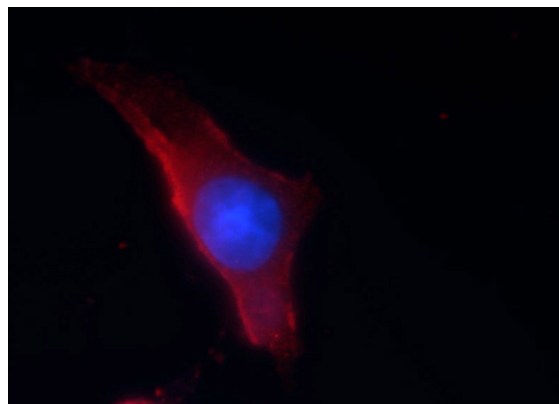
Dilutions

Recommended Dilution:

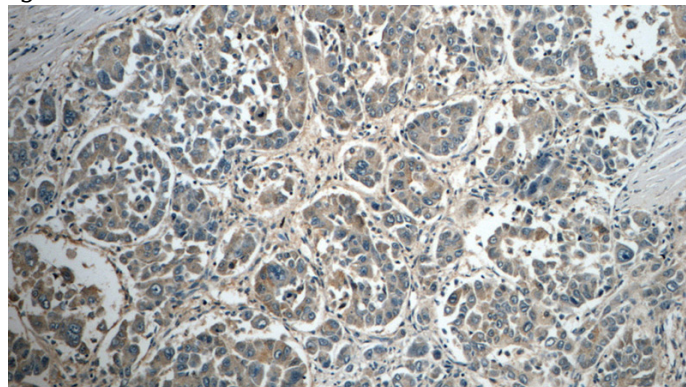
IHC: 1:20-1:200

IF: 1:10-1:100

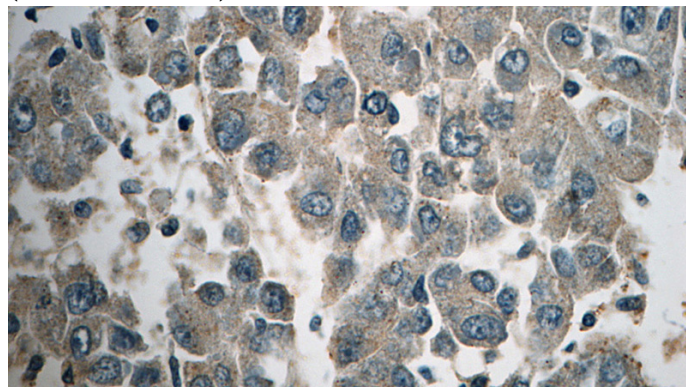
Validations



Immunofluorescent analysis of SH-SY5Y cells using Catalog No:108765(CACNG1 Antibody) at dilution of 1:25 and Rhodamine-Goat anti-Rabbit IgG



Immunohistochemistry of paraffin-embedded human liver cancer tissue slide using Catalog No:108765(CACNG1 Antibody) at dilution of 1:50 (under 10x lens)



Immunohistochemistry of paraffin-embedded human liver cancer tissue slide using Catalog No:108765(CACNG1 Antibody) at dilution of 1:50 (under 40x lens)