

NBAS antibody

Catalog Number: 112965

Product name

NBAS antibody

IP: 1:200-1:2000

IF: 1:20-1:200

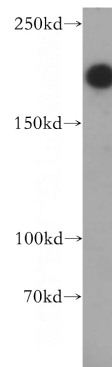
Specificity

Human, Mouse, Rat; other species not tested.

Validations

Antibody description

NBAS Rabbit Polyclonal antibody. Positive IP detected in SH-SY5Y cells. Positive WB detected in SH-SY5Y cells. Positive IF detected in SH-SY5Y cells. Observed molecular weight by Western-blot: 220 kDa




Preparation

This antibody was obtained by immunization of NBAS recombinant protein (Accession Number: BC051792). Purification method: Antigen affinity purified.

SH-SY5Y cells were subjected to SDS PAGE followed by western blot with Catalog No:112965(NBAS antibody) at dilution of 1:500

Formulation

PBS with 0.02% sodium azide and 50% glycerol pH 7.3.



Storage

Store at -20°C. DO NOT ALIQUOT

Clonality

Polyclonal

IP Result of anti-NBAS (IP:Catalog No:112965, 4ug; Detection:Catalog No:112965 1:500) with SH-SY5Y cells lysate 1600ug.

Ig Type

Rabbit IgG

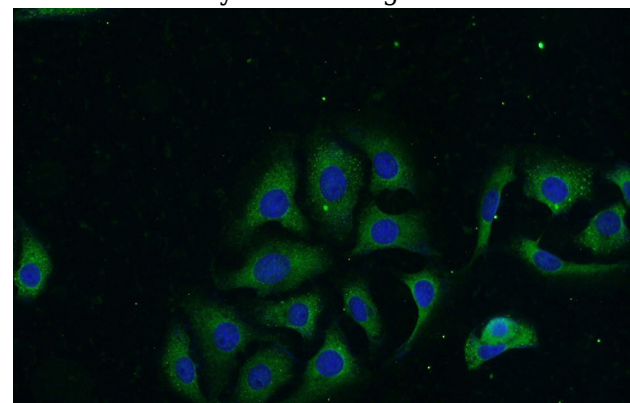
Applications

ELISA, WB, IF, IP

Dilutions

Recommended Dilution:

WB: 1:200-1:2000



Immunofluorescent analysis of (-20oc Ethanol) fixed SH-SY5Y cells using Catalog

NBAS antibody



Catalog Number: 112965

No:112965(NBAS Antibody) at dilution of 1:50 and Alexa Fluor 488-conjugated AffiniPure Goat Anti-Rabbit IgG(H+L)