

RTN4/NOGO antibody

Catalog Number: 114865

Product name

RTN4/NOGO antibody

Specificity

Human, Mouse; other species not tested.

Antibody description

RTN4/NOGO Rabbit Polyclonal antibody. Positive WB detected in mouse brain tissue. Positive IHC detected in human prostate cancer tissue. Positive FC detected in SH-SY5Y cells. Observed molecular weight by Western-blot: 45 kDa, 190-210 kDa

Preparation

This antibody was obtained by immunization of RTN4/NOGO recombinant protein (Accession Number: NM_007008). Purification method: Antigen affinity purified.

Formulation

PBS with 0.1% sodium azide and 50% glycerol pH 7.3.

Storage

Store at -20°C. DO NOT ALIQUOT

Clonality

Polyclonal

Ig Type

Rabbit IgG

Applications

ELISA, WB, IHC, FC


Dilutions

Recommended Dilution:

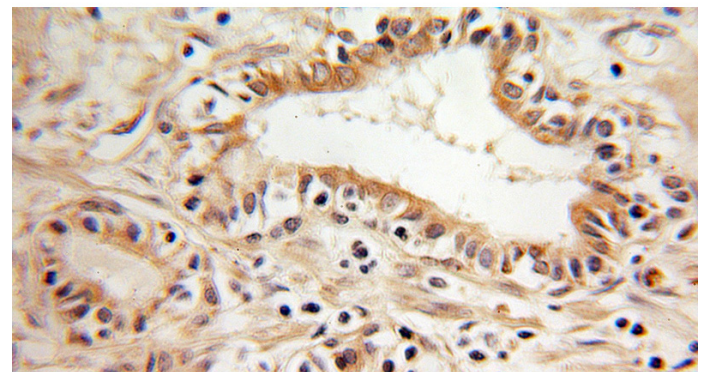
WB: 1:200-1:1000

IHC: 1:20-1:200

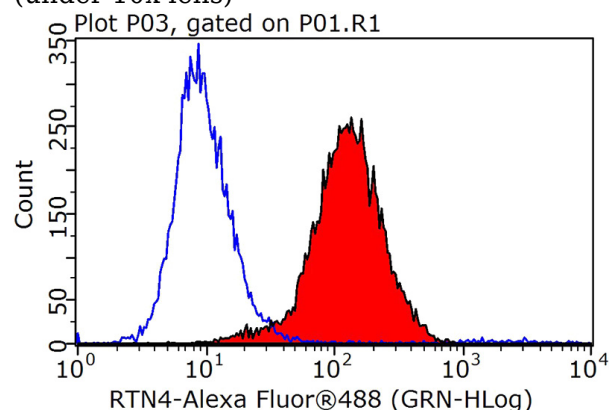
Validations



mouse brain tissue were subjected to SDS PAGE followed by western blot with Catalog No:114865(RTN4 antibody) at dilution of 1:300



Immunohistochemical of paraffin-embedded human prostate cancer using Catalog No:114865(RTN4 antibody) at dilution of 1:100 (under 10x lens)



1X10⁶ SH-SY5Y cells were stained with 0.2ug RTN4 antibody (Catalog No:114865, red) and control antibody (blue). Fixed with 90% MeOH

RTN4/NOGO antibody



Catalog Number: 114865

blocked with 3% BSA (30 min). Alexa Fluor 488-

conjugated AffiniPure Goat Anti-Rabbit IgG(H+L)
with dilution 1:1000.