

**Product name**

SNRPG antibody

IHC: 1:20-1:200

**Specificity**

Human, Mouse; other species not tested.

**Antibody description**

SNRPG Rabbit Polyclonal antibody. Positive IHC detected in human breast cancer tissue, human cervical cancer tissue. Positive WB detected in Jurkat cells. Observed molecular weight by Western-blot: 9 kDa

**Preparation**

This antibody was obtained by immunization of SNRPG recombinant protein (Accession Number: NM\_003096). Purification method: Antigen affinity purified.

**Formulation**

PBS with 0.02% sodium azide and 50% glycerol pH 7.3.

**Storage**

Store at -20°C. DO NOT ALIQUOT

**Clonality**

Polyclonal

**Ig Type**

Rabbit IgG


**Applications**

ELISA, WB, IHC

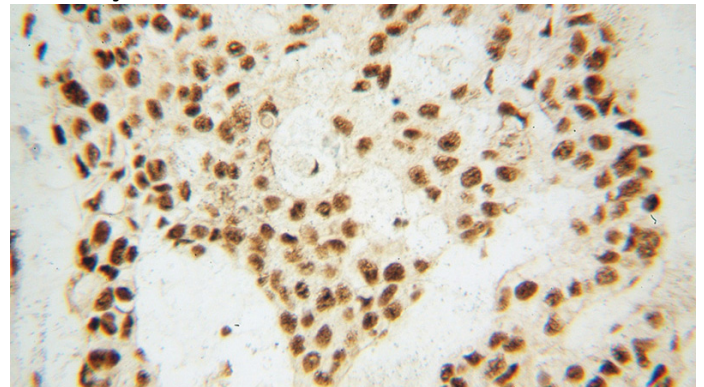
**Dilutions**

Recommended Dilution:

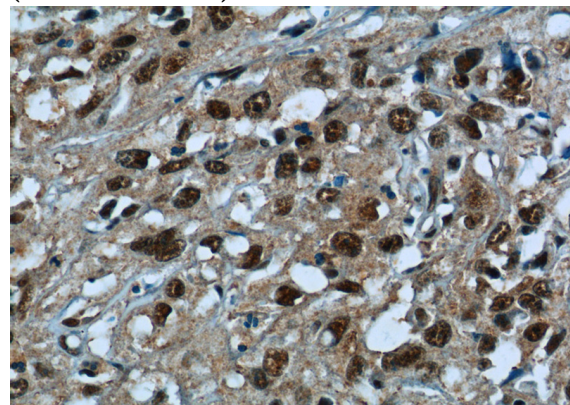
WB: 1:200-1:1000

**Validations**

Jurkat cells were subjected to SDS PAGE followed by western blot with Catalog No:115465(SNRPG antibody) at dilution of 1:300



Immunohistochemical of paraffin-embedded human breast cancer using Catalog No:115465(SNRPG antibody) at dilution of 1:100 (under 40x lens)



Immunohistochemistry of paraffin-embedded human cervical cancer tissue slide using Catalog No:115465(SNRPG Antibody) at dilution of 1:50

# SNRPG antibody



Catalog Number: 115465

---

(under 40x lens)