

RAB9B antibody

Catalog Number: 114465

Product name

RAB9B antibody

Specificity

Human, Mouse, Rat; other species not tested.

Antibody description

RAB9B Rabbit Polyclonal antibody. Positive WB detected in HepG2 cells, HeLa cells, mouse brain tissue. Positive IF detected in HepG2 cells, HeLa. Observed molecular weight by Western-blot: 23-25kd

Preparation

This antibody was obtained by immunization of RAB9B recombinant protein (Accession Number: NM_016370). Purification method: Antigen affinity purified.

Formulation

PBS with 0.02% sodium azide and 50% glycerol pH 7.3.

Storage

Store at -20°C. DO NOT ALIQUOT

Clonality

Polyclonal

Ig Type

Rabbit IgG

Applications

ELISA, WB, IF

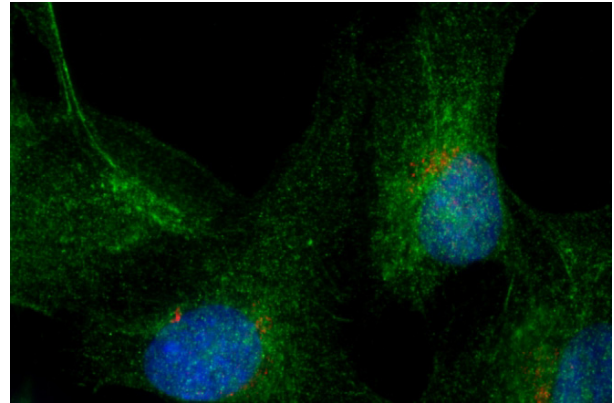
Dilutions

Recommended Dilution:


WB: 1:200-1:2000

IF: 1:10-1:100

Validations

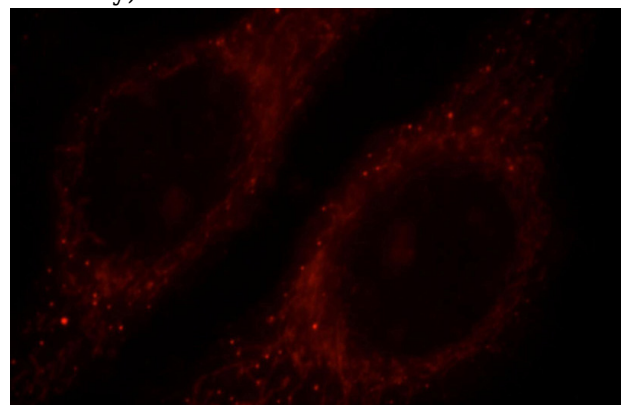


IF result of RAB9B antibody (Catalog No:114465, 1:200) detected with PFA fixed HeLa cells. Green: RAB9B antibody stains late endosomes. Red, Golgi



stain.

HepG2 cells were subjected to SDS PAGE followed by western blot with Catalog No:114465(RAB9B antibody) at dilution of 1:300



Immunofluorescent analysis of HepG2 cells, using RAB9B antibody Catalog No:114465 at 1:25 dilution and Rhodamine-labeled goat anti-rabbit

RAB9B antibody



Catalog Number: 114465

IgG (red).