

FAM120A antibody

Catalog Number: 110465

Product name

FAM120A antibody

IHC: 1:20-1:200

IF: 1:50-1:500

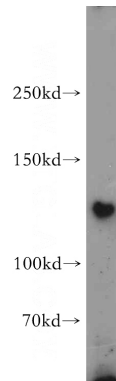
Specificity

Human, Mouse, Rat; other species not tested.

Antibody description

FAM120A Rabbit Polyclonal antibody. Positive IF detected in HepG2 cells. Positive IHC detected in human skeletal muscle tissue. Positive WB detected in HEK-293 cells, HepG2 cells. Observed molecular weight by Western-blot: 125 kDa

Validations



Preparation

This antibody was obtained by immunization of FAM120A recombinant protein (Accession Number: NM_014612). Purification method: Antigen affinity purified.

HEK-293 cells were subjected to SDS PAGE followed by western blot with Catalog No:110465(FAM120A antibody) at dilution of

Formulation

PBS with 0.02% sodium azide and 50% glycerol pH 7.3.

Storage

Store at -20°C. DO NOT ALIQUOT

Clonality

Polyclonal

Ig Type

Rabbit IgG

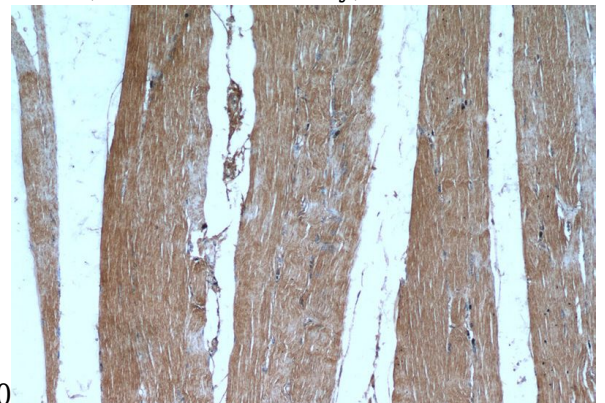
Applications

ELISA, WB, IHC, IF

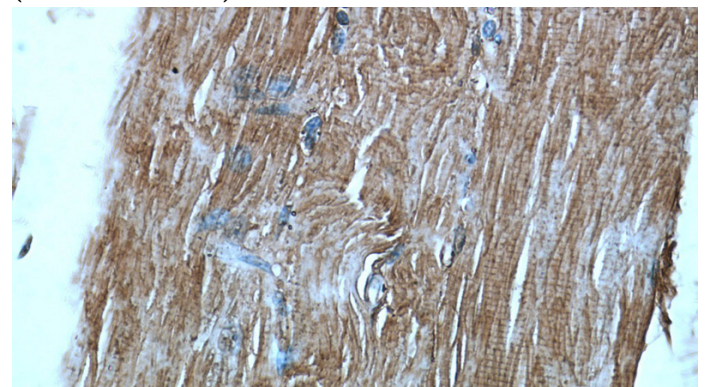
Dilutions

Recommended Dilution:

WB: 1:500-1:5000



Immunohistochemical of paraffin-embedded human skeletal muscle using Catalog No:110465(FAM120A antibody) at dilution of 1:50 (under 10x lens)

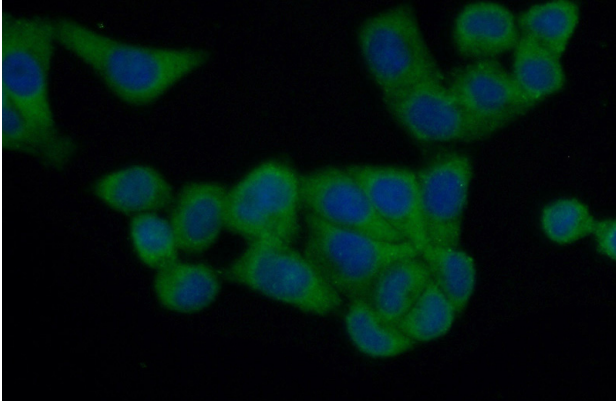


Immunohistochemical of paraffin-embedded

FAM120A antibody

Catalog Number: 110465

human skeletal muscle using Catalog No:110465(FAM120A antibody) at dilution of 1:50 (under 40x lens)



Immunofluorescent analysis of (10% Formaldehyde) fixed HepG2 cells using Catalog No:110465(FAM120A Antibody) at dilution of 1:50 and Alexa Fluor 488-conjugated AffiniPure Goat Anti-Rabbit IgG(H+L)