

Necitumumab reference antibody



Catalog Number: 177065

Product name

Necitumumab reference antibody

Specificity

Human ERBB1 / EGFR / HER1

Antibody description

Anti-ERBB1 / EGFR / HER1 Antibody
(Necitumumab)

Preparation

Recombinant expression and purified from CHO cells.

Formulation

0.1 M Pro-Ac, 20 mM Arg, pH 5.0

Storage

-80°C for 2 years under sterile conditions; -20°C for 1 year under sterile conditions; Avoid repeated freeze-thaw cycles.

Clonality

Monoclonal

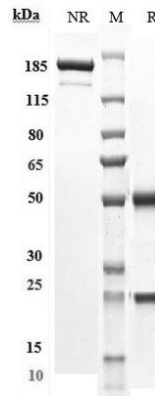
Ig Type

IgG1

Applications

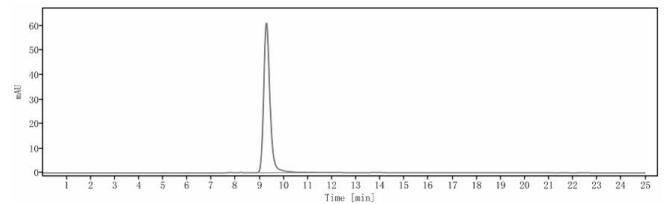
ELISA

Validations



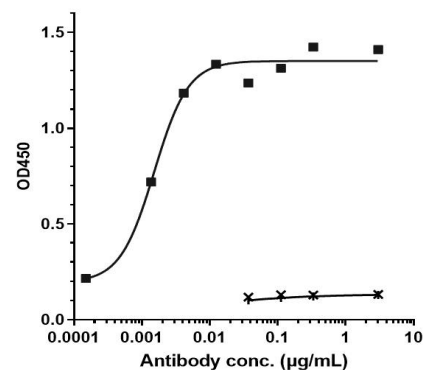
SDS-PAGE

Anti-ERBB1 / EGFR / HER1 Antibody (necitumumab) on SDS-PAGE under reducing (R) condition. The purity of the protein is greater than 95%.



SEC-HPLC

The purity of Anti-ERBB1 / EGFR / HER1 Antibody (necitumumab) is more than 95%, determined by



SEC-HPLC.

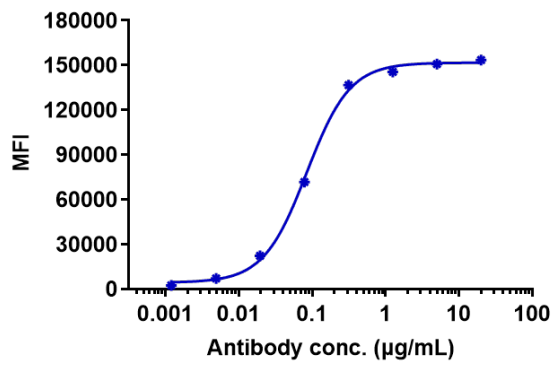
Bioactivity: ELISA

Immobilized human EGFR His at 2 µg/mL can bind Anti-ERBB1 / EGFR / HER1 Antibody (necitumumab), $EC_{50}=0.001519$ µg/mL.

Necitumumab reference antibody



Catalog Number: 177065



Bioactivity: FACS

Human EGFR CHO-K cells were stained with Anti-ERBB1 / EGFR / HER1 Antibody (necitumumab) and negative control protein respectively, washed and then followed by PE and analyzed with FACS, EC50=0.08413 ug/mL.