

NDUFA9 antibody

Catalog Number: 113065

Product name

NDUFA9 antibody

Specificity

Human, Mouse, Rat; other species not tested.

Antibody description

NDUFA9 Rabbit Polyclonal antibody. Positive WB detected in human skeletal muscle tissue. Positive IHC detected in human hepatocirrhosis tissue. Observed molecular weight by Western-blot: 39kd

Preparation

This antibody was obtained by immunization of NDUFA9 recombinant protein (Accession Number: NM_005002). Purification method: Antigen affinity purified.

Formulation

PBS with 0.02% sodium azide and 50% glycerol pH 7.3.

Storage

Store at -20°C. DO NOT ALIQUOT

Clonality

Polyclonal

Ig Type

Rabbit IgG

Applications

ELISA, WB, IHC


Dilutions

Recommended Dilution:

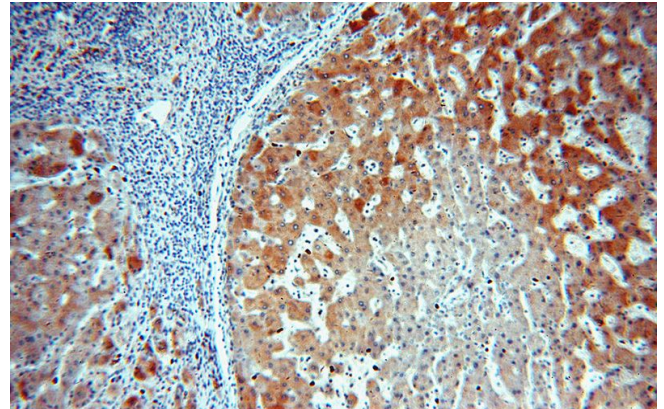
WB: 1:200-1:2000

IHC: 1:20-1:200

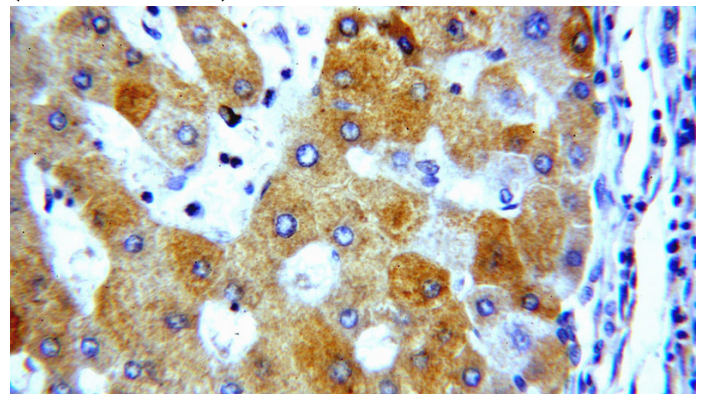
Validations



human skeletal muscle tissue were subjected to SDS PAGE followed by western blot with Catalog No:113065(NDUFA9 antibody) at dilution of 1:500



Immunohistochemical of paraffin-embedded human hepatocirrhosis using Catalog No:113065(NDUFA9 antibody) at dilution of 1:50 (under 10x lens)



Immunohistochemical of paraffin-embedded human hepatocirrhosis using Catalog No:113065(NDUFA9 antibody) at dilution of 1:50 (under 40x lens)