

DPH2 antibody



Catalog Number: 110065

Product name

DPH2 antibody

IP: 1:500-1:5000

IHC: 1:20-1:200

Specificity


Human, Mouse; other species not tested.

IF: 1:10-1:100

Antibody description

DPH2 Rabbit Polyclonal antibody. Positive IF detected in PC-3 cells. Positive IHC detected in human colon cancer tissue. Positive WB detected in human brain tissue, PC-3 cells. Positive IP detected in mouse skeletal muscle tissue. Observed molecular weight by Western-blot: 52kd

Validations



Preparation

This antibody was obtained by immunization of DPH2 recombinant protein (Accession Number: NM_001384). Purification method: Antigen affinity purified.

human brain tissue were subjected to SDS PAGE followed by western blot with Catalog No:110065(DPH2 antibody) at dilution of 1:400

Formulation

PBS with 0.1% sodium azide and 50% glycerol pH 7.3.

Storage

Store at -20°C. DO NOT ALIQUOT

Clonality

Polyclonal

Ig Type

Rabbit IgG

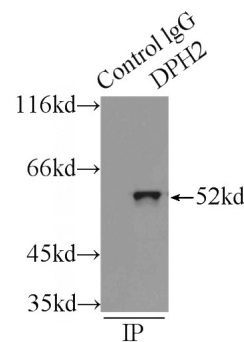
Applications

ELISA, WB, IHC, IP, IF

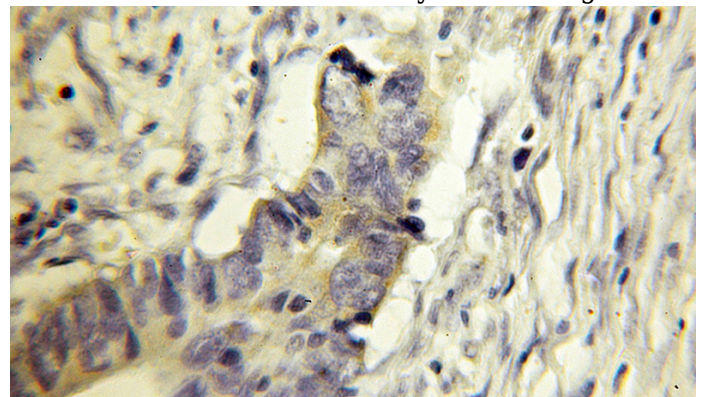
Dilutions

Recommended Dilution:

WB: 1:1000-1:10000



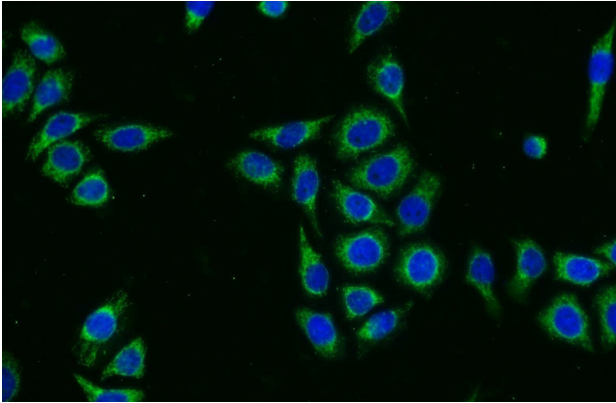
IP Result of anti-DPH2 (IP:Catalog No:110065, 3ug; Detection:Catalog No:110065 1:1000) with mouse skeletal muscle tissue lysate 6000ug.



DPH2 antibody

Catalog Number: 110065

Immunohistochemical of paraffin-embedded human colon cancer using Catalog No:110065(DPH2 antibody) at dilution of 1:50 (under 10x lens)



Immunofluorescent analysis of PC-3 cells using Catalog No:110065(DPH2 Antibody) at dilution of 1:25 and Alexa Fluor 488-conjugated AffiniPure Goat Anti-Rabbit IgG(H+L)