

Trefoil factor 3 antibody



Catalog Number: 116355

Product name

Trefoil factor 3 antibody

Specificity

Human; other species not tested.

Antibody description

Trefoil factor 3 Rabbit Polyclonal antibody.
Positive WB detected in Transfected HEK-293 cells. Positive IHC detected in human colon tissue, human colon cancer tissue, human small intestine tissue.

Preparation

This antibody was obtained by immunization of Trefoil factor 3 recombinant protein (Accession Number: BC017859). Purification method: Antigen affinity purified.

Formulation

PBS with 0.02% sodium azide and 50% glycerol pH 7.3.

Storage

Store at -20°C. DO NOT ALIQUOT

Clonality

Polyclonal

Ig Type

Rabbit IgG

Applications

ELISA, IHC, WB

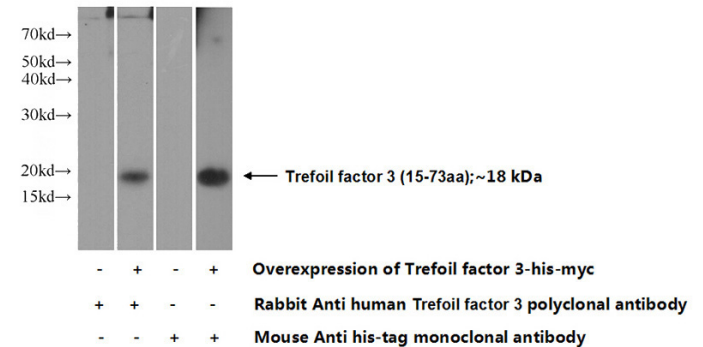
Dilutions

Recommended Dilution:

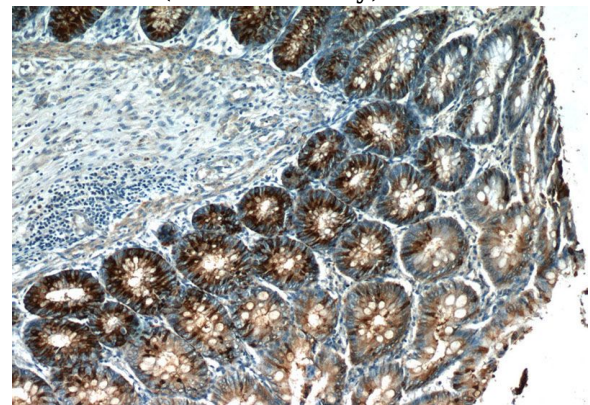
WB: 1:200-1:2000

IHC: 1:20-1:200

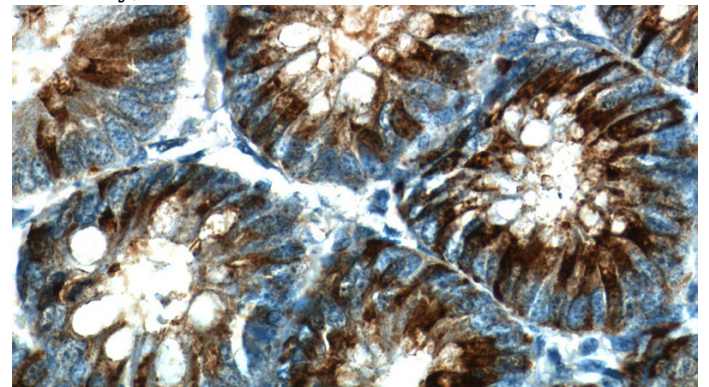
Validations



Transfected HEK-293 cells were subjected to SDS PAGE followed by western blot with Catalog No:116355(TFF3 Antibody) at dilution of 1:500



Immunohistochemistry of paraffin-embedded human colon slide using Catalog No:116355(TFF3 Antibody) at dilution of 1:50



Immunohistochemistry of paraffin-embedded human colon slide using Catalog No:116355(TFF3 Antibody) at dilution of 1:50