

SKAP55 antibody

Catalog Number: 115255

Product name

SKAP55 antibody

Specificity

Human, Mouse, Rat; other species not tested.

Antibody description

SKAP55 Rabbit Polyclonal antibody. Positive WB detected in mouse thymus tissue, Jurkat cells. Positive IHC detected in human spleen tissue, human tonsillitis tissue. Observed molecular weight by Western-blot: 55kd

Preparation

This antibody was obtained by immunization of SKAP55 recombinant protein (Accession Number: NM_001075099). Purification method: Antigen affinity purified.

Formulation

PBS with 0.1% sodium azide and 50% glycerol pH 7.3.

Storage

Store at -20°C. DO NOT ALIQUOT

Clonality

Polyclonal

Ig Type

Rabbit IgG

Applications

ELISA, WB, IHC


Dilutions

Recommended Dilution:

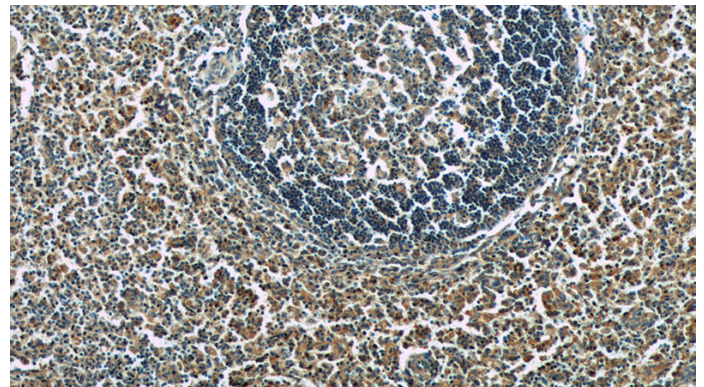
WB: 1:500-1:5000

IHC: 1:20-1:200

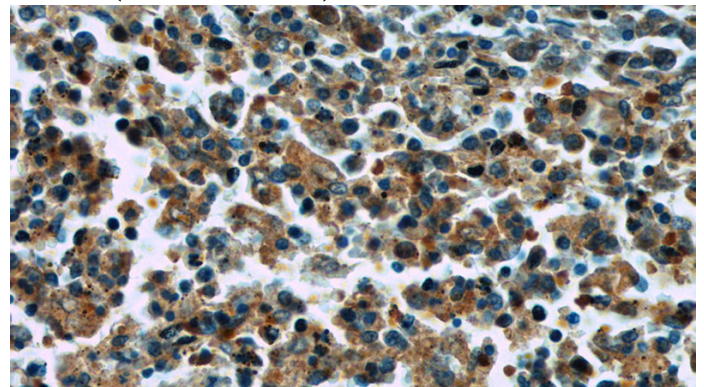
Validations



mouse thymus tissue were subjected to SDS PAGE followed by western blot with Catalog No:115255(SKAP55,SKAP1 antibody) at dilution of 1:800



Immunohistochemistry of paraffin-embedded human spleen tissue slide using Catalog No:115255(SKAP55,SKAP1 Antibody) at dilution of 1:50 (under 10x lens)



Immunohistochemistry of paraffin-embedded human spleen tissue slide using Catalog

SKAP55 antibody



Catalog Number: 115255

No:115255(SKAP55,SKAP1 Antibody) at dilution of 1:50 (under 40x lens)