

MCM5 antibody

Catalog Number: 112555

Product name

MCM5 antibody

IP: 1:200-1:2000

IHC: 1:20-1:200

Specificity

Human, Mouse, Rat; other species not tested.

Antibody description

MCM5 Rabbit Polyclonal antibody. Positive IHC detected in human lymphoma tissue. Positive IP detected in Jurkat cells. Positive WB detected in Jurkat cells, A375 cells, HeLa cells, mouse thymus tissue. Observed molecular weight by Western-blot: 82kd

Preparation

This antibody was obtained by immunization of MCM5 recombinant protein (Accession Number: NM_006739). Purification method: Antigen affinity purified.

Formulation

PBS with 0.1% sodium azide and 50% glycerol pH 7.3.

Storage

Store at -20°C. DO NOT ALIQUOT

Clonality

Polyclonal

Ig Type

Rabbit IgG

Applications


ELISA, WB, IHC, IP

Dilutions

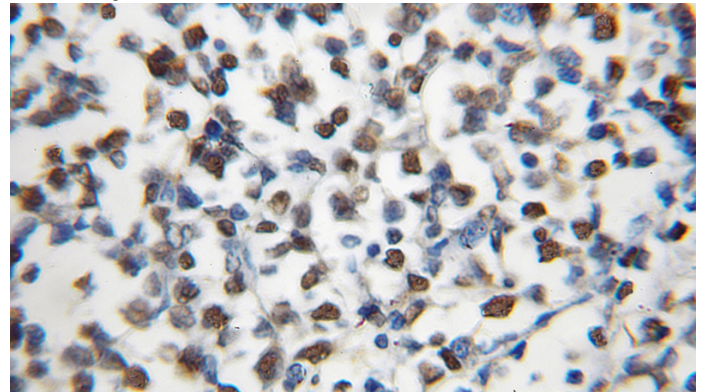
Recommended Dilution:

WB: 1:1000-1:10000

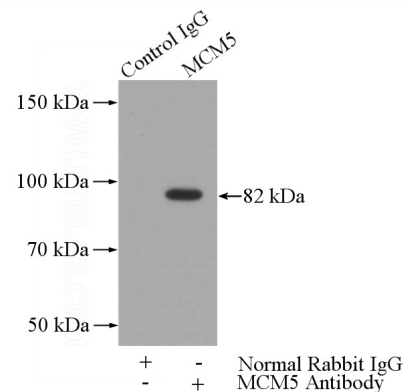
Validations



Jurkat cells were subjected to SDS PAGE followed by western blot with Catalog No:112555(MCM5 antibody) at dilution of 1:500



Immunohistochemical of paraffin-embedded human lymphoma using Catalog No:112555(MCM5 antibody) at dilution of 1:100 (under 10x lens)



IP Result of anti-MCM5 (IP:Catalog No:112555,

MCM5 antibody



Catalog Number: 112555

4ug; Detection:Catalog No:112555 1:500) with Jurkat cells lysate 2400ug.