

CDCA8 Polyclonal Antibody



Catalog Number: 161155

Product name

CDCA8 Polyclonal Antibody

Specificity

Human, Mouse, Rat

Antibody description

Polyclonal antibody to CDCA8

Preparation

Antigen: Recombinant fusion protein containing a sequence corresponding to amino acids 1-280 of human CDCA8 (NP_060571.1).

Formulation

PBS with 0.02% sodium azide, 50% glycerol, pH7.3.

Storage

Store at -20°C. Avoid freeze / thaw cycles.

Clonality

Polyclonal

Ig Type

Rabbit IgG

Applications

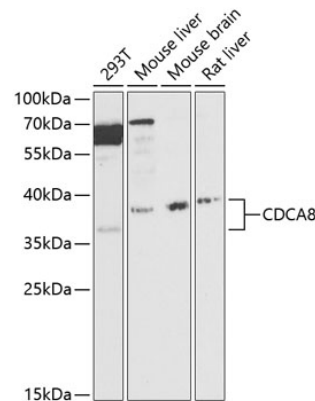
WB, IHC

Dilutions

WB 1:500 - 1:1000

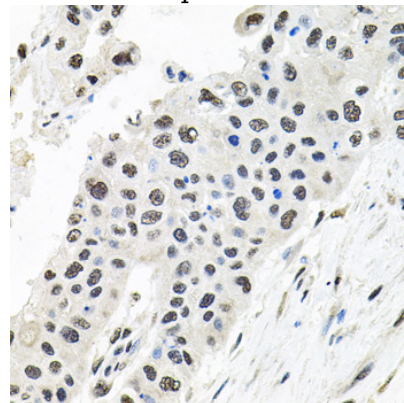
IHC 1:50 - 1:100

Validations



Western blot - CDCA8 Polyclonal Antibody

Western blot analysis of extracts of various cell lines, using CDCA8 antibody at 1:1000 dilution. Secondary antibody: HRP Goat Anti-Rabbit IgG (H+L) at 1:10000 dilution. Lysates/proteins: 25ug per lane. Blocking buffer: 3% nonfat dry milk in TBST. Detection: ECL Basic Kit. Exposure time: 60s.



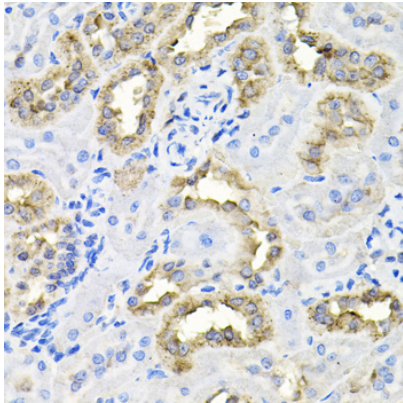
Immunohistochemistry - CDCA8 Polyclonal Antibody

Immunohistochemistry of paraffin-embedded human lung cancer using CDCA8 antibody at dilution of 1:100 (40x lens).

CDCA8 Polyclonal Antibody



Catalog Number: 161155



Immunohistochemistry - CDCA8 Polyclonal Antibody

Immunohistochemistry of paraffin-embedded rat kidney using CDCA8 antibody at dilution of 1:100 (40x lens).