

# SNRNP48 antibody

Catalog Number: 115455

## Product name

SNRNP48 antibody

## Specificity

Human, Mouse; other species not tested.

## Antibody description

SNRNP48 Rabbit Polyclonal antibody. Positive WB detected in HEK-293 cells, mouse kidney tissue. Positive IHC detected in human brain tissue. Observed molecular weight by Western-blot: 48 kDa

## Preparation

This antibody was obtained by immunization of SNRNP48 recombinant protein (Accession Number: NM\_152551). Purification method: Antigen affinity purified.

## Formulation

PBS with 0.1% sodium azide and 50% glycerol pH 7.3.

## Storage

Store at -20°C. DO NOT ALIQUOT

## Clonality

Polyclonal

## Ig Type

Rabbit IgG

## Applications

ELISA, WB, IHC

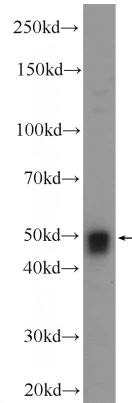
## Dilutions

Recommended Dilution:

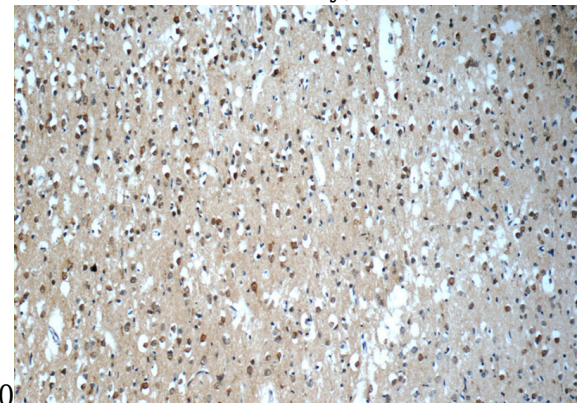
WB: 1:500-1:5000

IHC: 1:20-1:200

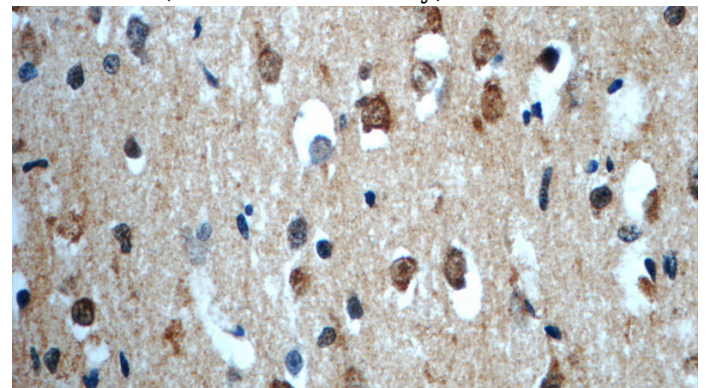
## Validations



HEK-293 cells were subjected to SDS PAGE followed by western blot with Catalog No:115455(SNRNP48 Antibody) at dilution of



Immunohistochemistry of paraffin-embedded human brain slide using Catalog No:115455(SNRNP48 Antibody) at dilution of 1:50



Immunohistochemistry of paraffin-embedded human brain slide using Catalog No:115455(SNRNP48 Antibody) at dilution of 1:50