

Sur-8 antibody

Catalog Number: 115745

Product name

Sur-8 antibody

Specificity

Human, Mouse, Rat; other species not tested.

Antibody description

Sur-8 Rabbit Polyclonal antibody. Positive IHC detected in human kidney tissue, human brain tissue, human testis tissue. Positive WB detected in Jurkat cells, MCF7 cells, mouse brain tissue, rat testis tissue, U-251 cells. Observed molecular weight by Western-blot: 65 kDa

Preparation

This antibody was obtained by immunization of Sur-8 recombinant protein (Accession Number: XM_017016704). Purification method: Antigen affinity purified.

Formulation

PBS with 0.02% sodium azide and 50% glycerol pH 7.3.

Storage

Store at -20°C. DO NOT ALIQUOT

Clonality

Polyclonal

Ig Type

Rabbit IgG

Applications

ELISA, IHC, WB

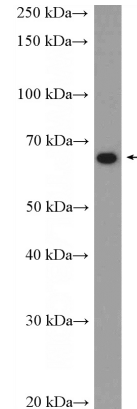
Dilutions

Recommended Dilution:

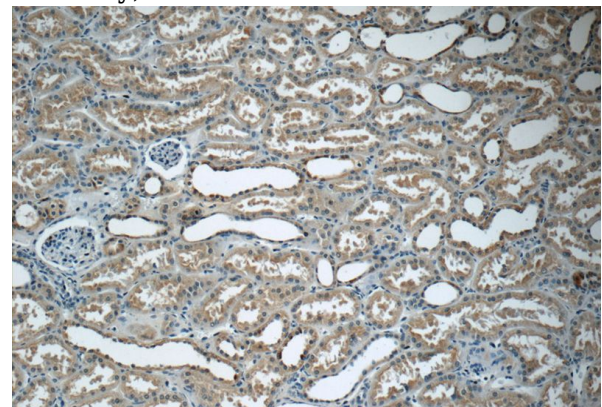
WB: 1:200-1:2000

IHC: 1:20-1:200

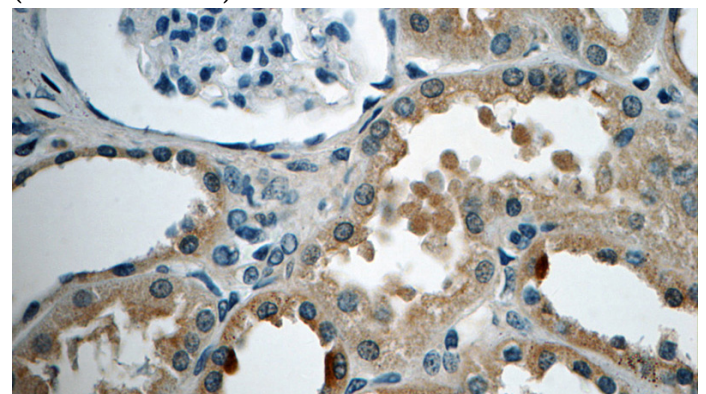
Validations



Jurkat cells were subjected to SDS PAGE followed by western blot with Catalog No:115745(SHoc2 Antibody) at dilution of 1:600



Immunohistochemistry of paraffin-embedded human kidney tissue slide using Catalog No:115745(SHoc2 Antibody) at dilution of 1:50 (under 10x lens)



Immunohistochemistry of paraffin-embedded human kidney tissue slide using Catalog No:115745(SHoc2 Antibody) at dilution of 1:50

Sur-8 antibody



Catalog Number: 115745

(under 40x lens)