

TAZ Polyclonal Antibody



Catalog Number: 165745

Product name

TAZ Polyclonal Antibody

Specificity

Human, Mouse, Rat

Antibody description

Polyclonal antibody to TAZ

Preparation

Antigen: Recombinant fusion protein containing a sequence corresponding to amino acids 1-230 of human TAZ (NP_056287.1).

Formulation

PBS with 0.02% sodium azide, 50% glycerol, pH7.3.

Storage

Store at -20°C. Avoid freeze / thaw cycles.

Clonality

Polyclonal

Ig Type

Rabbit IgG

Applications

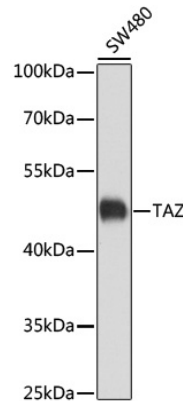
WB, IHC

Dilutions

WB 1:500 - 1:2000

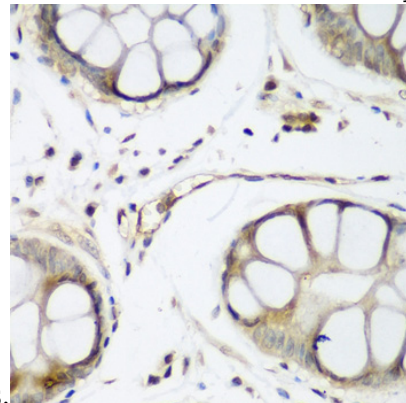
IHC 1:50 - 1:200

Validations



Western blot - TAZ Polyclonal Antibody

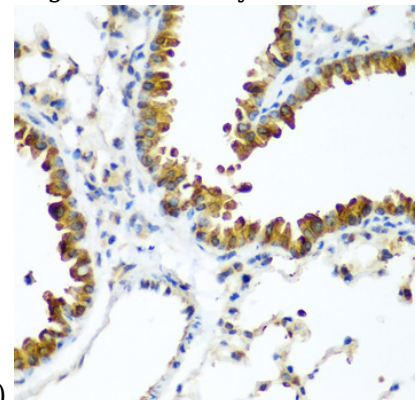
Western blot analysis of extracts of SW480 cells, using TAZ antibody at 1:1000 dilution. Secondary antibody: HRP Goat Anti-Rabbit IgG (H+L) at 1:10000 dilution. Lysates/proteins: 25ug per lane. Blocking buffer: 3% nonfat dry milk in TBST. Detection: ECL Enhanced Kit. Exposure



time: 10s.

Immunohistochemistry - TAZ Polyclonal Antibody

Immunohistochemistry of paraffin-embedded human gastric using TAZ antibody at dilution of



1:200 (40x lens).

Immunohistochemistry - TAZ Polyclonal Antibody

TAZ Polyclonal Antibody



Catalog Number: 165745

Immunohistochemistry of paraffin-embedded

mouse lung using TAZ antibody at dilution of
1:200 (40x lens).