

FOXA1 antibody

Catalog Number: 110745

Product name

FOXA1 antibody

Specificity

Human, Mouse; other species not tested.

Antibody description

FOXA1 Rabbit Polyclonal antibody. Positive WB detected in MCF7 cells, HepG2 cells, PC-3 cells. Positive IHC detected in human prostate cancer tissue. Observed molecular weight by Western-blot: 50 kDa

Preparation

This antibody was obtained by immunization of FOXA1 recombinant protein (Accession Number: NM_004496). Purification method: Antigen affinity purified.

Formulation

PBS with 0.02% sodium azide and 50% glycerol pH 7.3.

Storage

Store at -20°C. DO NOT ALIQUOT

Clonality

Polyclonal

Ig Type

Rabbit IgG

Applications

ELISA, WB, IHC


Dilutions

Recommended Dilution:

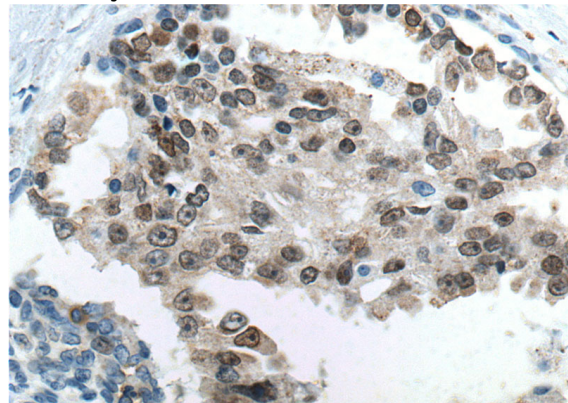
WB: 1:200-1:2000

IHC: 1:20-1:200

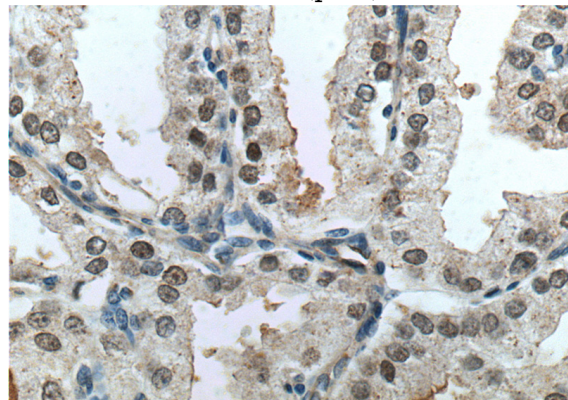
Validations



MCF7 cells were subjected to SDS PAGE followed by western blot with Catalog No:110745(FOXA1 antibody) at dilution of 1:200



Immunohistochemistry of paraffin-embedded human prostate cancer tissue slide using Catalog No:110745(FOXA1 Antibody) at dilution of 1:200 (under 40x lens). heat mediated antigen retrieved with Tris-EDTA buffer(pH9).



Immunohistochemistry of paraffin-embedded

FOXA1 antibody



Catalog Number: 110745

human prostate cancer tissue slide using Catalog No:110745(FOXA1 Antibody) at dilution of 1:200

(under 40x lens). heat mediated antigen retrieved with Tris-EDTA buffer(pH9).