

CLCNKA antibody

Catalog Number: 109345

Product name

CLCNKA antibody

Specificity

Human, Mouse, Rat; other species not tested.

Antibody description

CLCNKA Rabbit Polyclonal antibody. Positive IHC detected in human kidney tissue, human lung tissue, human ovary tissue, human placenta tissue, human skin tissue, human spleen tissue, human testis tissue. Positive IP detected in HEK-293 cells. Positive WB detected in HEK-293 cells, human kidney tissue, mouse pancreas tissue. Observed molecular weight by Western-blot: 70 kDa

Preparation

This antibody was obtained by immunization of CLCNKA recombinant protein (Accession Number: NM_004070). Purification method: Antigen affinity purified.

Formulation

PBS with 0.02% sodium azide and 50% glycerol pH 7.3.

Storage

Store at -20°C. DO NOT ALIQUOT

Clonality

Polyclonal

Ig Type

Rabbit IgG

Applications

ELISA, WB, IHC, IP

Dilutions


Recommended Dilution:

WB: 1:500-1:5000

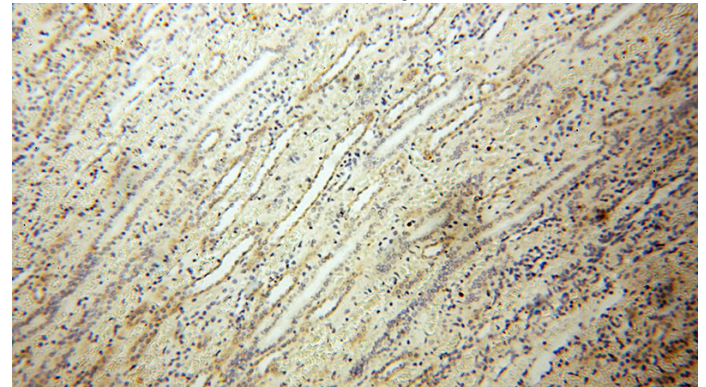
IP: 1:200-1:2000

IHC: 1:20-1:200

Validations



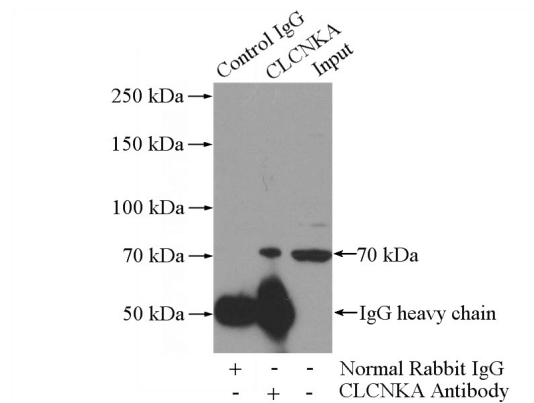
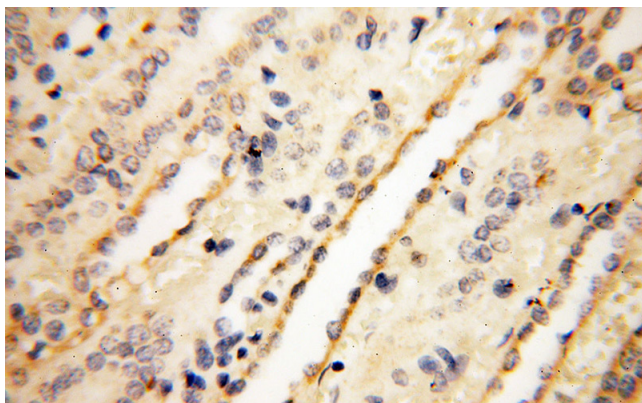
HEK-293 cells were subjected to SDS PAGE followed by western blot with Catalog No:109345 (CLCNKA antibody) at dilution of 1:500



Immunohistochemical of paraffin-embedded human kidney using Catalog No:109345 (CLCNKA antibody) at dilution of 1:100 (under 10x lens)

CLCNKA antibody

Catalog Number: 109345



Immunohistochemical of paraffin-embedded human kidney using Catalog No:109345(CLCNKA antibody) at dilution of 1:100 (under 40x lens)

IP Result of anti-CLCNKA (IP:Catalog No:109345, 5ug; Detection:Catalog No:109345 1:500) with HEK-293 cells lysate 880ug.