

# Spartin, SPG20 antibody



Catalog Number: 115545

## Product name

Spartin, SPG20 antibody

## Specificity

Human, Mouse, Rat; other species not tested.

## Antibody description

Spartin, SPG20 Rabbit Polyclonal antibody. Positive IP detected in mouse brain tissue. Positive WB detected in NIH/3T3 cells, HEK-293 cells, HeLa cells, human brain tissue, mouse brain tissue, rat brain tissue, SH-SY5Y cells. Positive FC detected in HepG2 cells. Positive IHC detected in human gliomas tissue. Positive IF detected in HepG2 cells. Observed molecular weight by Western-blot: 75 kDa, 84 kDa

## Preparation

This antibody was obtained by immunization of Spartin, SPG20 recombinant protein (Accession Number: NM\_015087). Purification method: Antigen affinity purified.

## Formulation

PBS with 0.02% sodium azide and 50% glycerol pH 7.3.

## Storage

Store at -20°C. DO NOT ALIQUOT

## Clonality

Polyclonal

## Ig Type

Rabbit IgG

## Applications

ELISA, IHC, IF, IP, WB, FC

## Dilutions

Recommended Dilution:


WB: 1:500-1:5000

IP: 1:500-1:5000

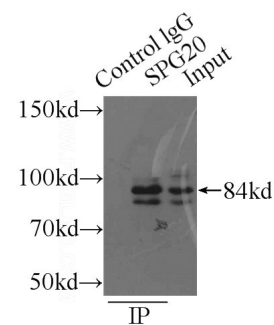
IHC: 1:20-1:200

IF: 1:10-1:100

## Validations



NIH/3T3 cells were subjected to SDS PAGE followed by western blot with Catalog No:115545(Spartin, SPG20 antibody) at dilution of

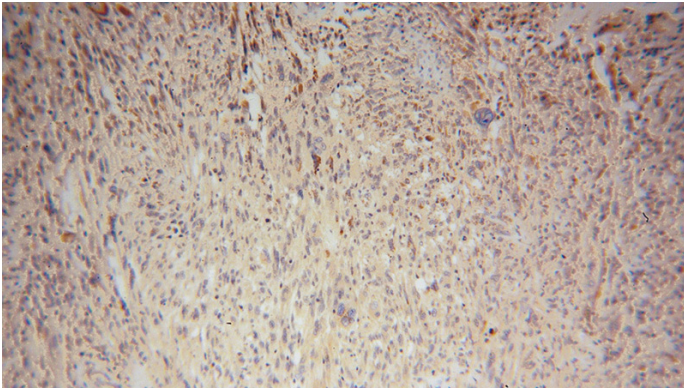


1:1000

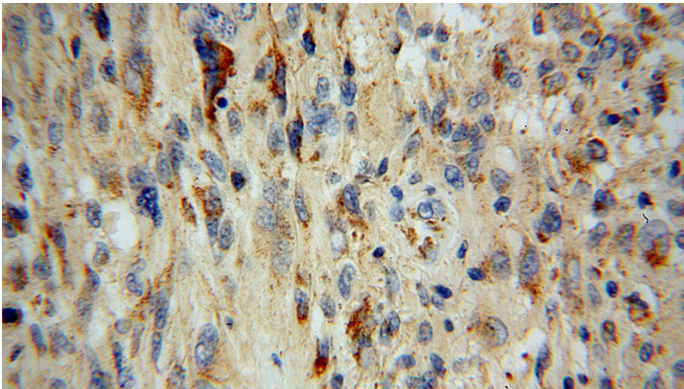
IP Result of anti-Spartin, SPG20 (IP:Catalog No:115545, 3ug; Detection:Catalog No:115545 1:1000) with mouse brain tissue lysate 6000ug.

# Spartin, SPG20 antibody

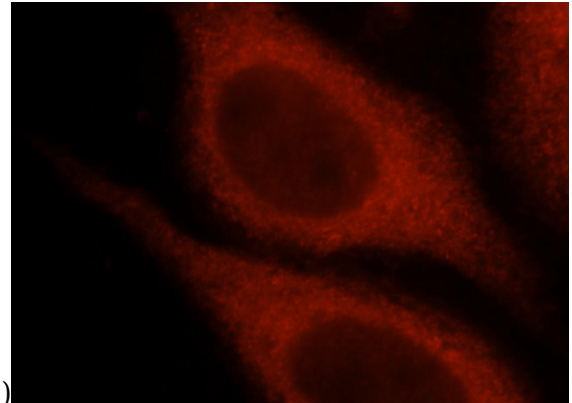
Catalog Number: 115545



Immunohistochemical of paraffin-embedded human gliomas using Catalog No:115545(Spartin, SPG20 antibody) at dilution of 1:100 (under 10x lens)

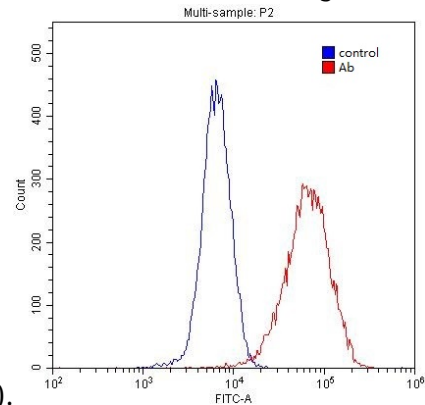


Immunohistochemical of paraffin-embedded human gliomas using Catalog No:115545(Spartin, SPG20 antibody) at dilution of 1:100 (under 40x



lens)

Immunofluorescent analysis of HepG2 cells, using SPG20 antibody Catalog No:115545 at 1:25 dilution and Rhodamine-labeled goat anti-rabbit



IgG (red).

$1 \times 10^6$  HepG2 cells were stained with 0.2ug Spartin, SPG20 antibody (Catalog No:115545, red) and control antibody (blue). Fixed with 4% PFA blocked with 3% BSA (30 min). Alexa Fluor 488-conjugated AffiniPure Goat Anti-Rabbit IgG(H+L) with dilution 1:1500.