

# P2RY1 antibody

Catalog Number: 113545

## Product name

P2RY1 antibody

## Specificity

human, mouse, rat; other species not tested.

## Antibody description

P2RY1 Rabbit Polyclonal antibody. Positive IHC detected in human testis. Observed molecular weight by Western-blot: 42kd, 57kd-59kd, 66kd

## Preparation

This antibody was obtained by immunization of P2RY1 recombinant protein (Accession Number: NM\_002563). Purification method: Antigen affinity purified.

## Formulation

PBS with 0.02% sodium azide and 50% glycerol pH 7.3.

## Storage

Store at -20°C. DO NOT ALIQUOT

## Clonality

Polyclonal

## Ig Type

Rabbit IgG

## Applications


ELISA, WB, IHC

## Dilutions

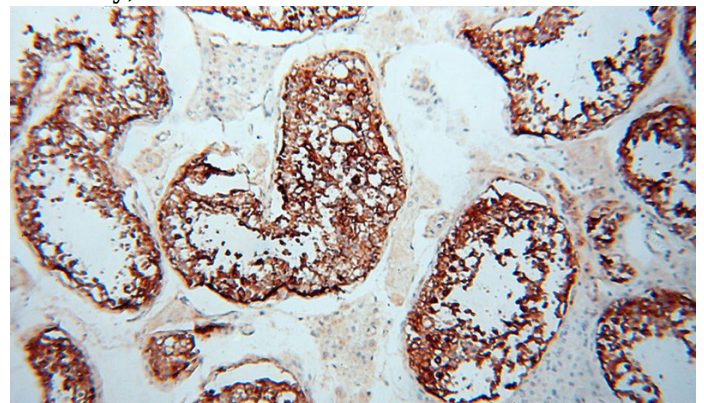
Recommended Dilution:

IHC: 1:20-1:200

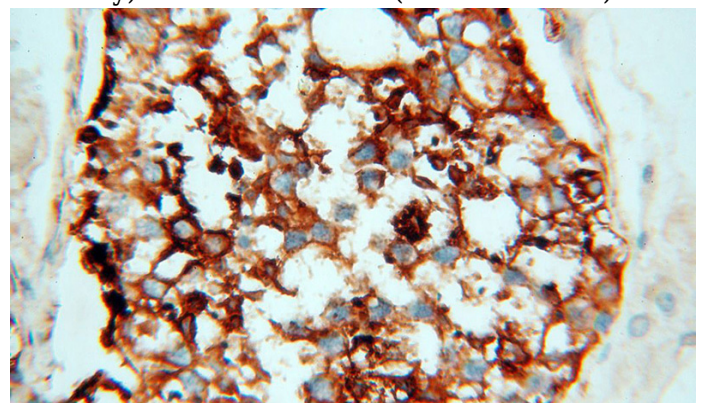
## Validations



Jurkat cells were subjected to SDS PAGE followed by western blot with Catalog No:113545(P2RY1 antibody) at dilution of 1:500



Immunohistochemical of paraffin-embedded human testis using Catalog No:113545(P2RY1 antibody) at dilution of 1:50 (under 10x lens)



Immunohistochemical of paraffin-embedded human testis using Catalog No:113545(P2RY1 antibody) at dilution of 1:50 (under 40x lens)