

TNIP2 antibody

Catalog Number: 116145

Product name

TNIP2 antibody

Specificity

Human, Mouse, Rat; other species not tested.

Antibody description

TNIP2 Rabbit Polyclonal antibody. Positive IHC detected in human liver. Positive WB detected in HepG2 cells, mouse liver tissue. Observed molecular weight by Western-blot: 50kd

Preparation

This antibody was obtained by immunization of TNIP2 recombinant protein (Accession Number: NM_024309). Purification method: Antigen affinity purified.

Formulation

PBS with 0.02% sodium azide and 50% glycerol pH 7.3.

Storage

Store at -20°C. DO NOT ALIQUOT

Clonality

Polyclonal

Ig Type

Rabbit IgG

Applications

ELISA, WB, IF, IHC


Dilutions

Recommended Dilution:

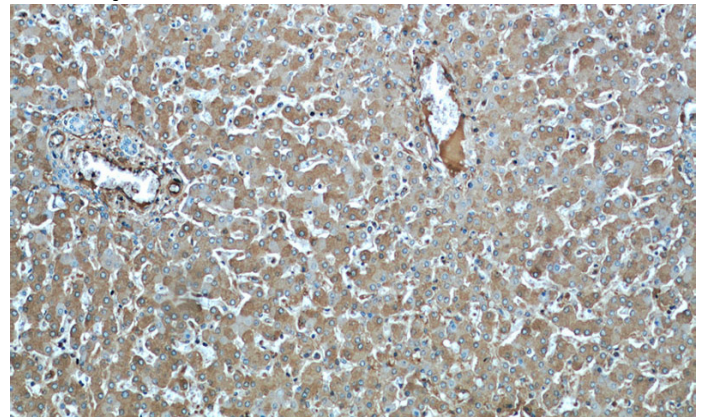
WB: 1:1000-1:10000

IHC: 1:20-1:200

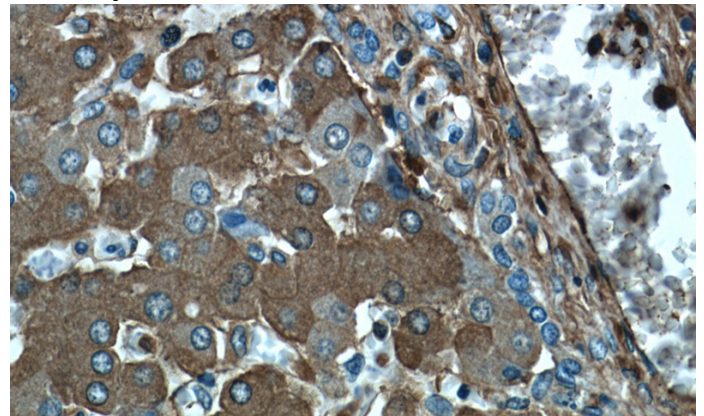
Validations



HepG2 cells were subjected to SDS PAGE followed by western blot with Catalog No:116145(TNIP2 antibody) at dilution of 1:500



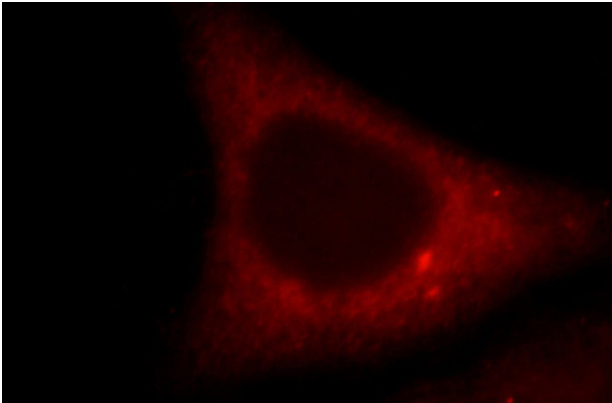
Immunohistochemical of paraffin-embedded human liver using Catalog No:116145(TNIP2 antibody) at dilution of 1:100 (under 10x lens)



Immunohistochemical of paraffin-embedded human liver using Catalog No:116145(TNIP2 antibody) at dilution of 1:100 (under 40x lens)

TNIP2 antibody

Catalog Number: 116145



Immunofluorescent analysis of HepG2 cells, using TNIP2 antibody Catalog No:116145 at 1:25 dilution and Rhodamine-labeled goat anti-rabbit IgG (red).