

CAPZA2 antibody



Catalog Number: 108845

Product name

CAPZA2 antibody

Specificity

Human, Mouse, Rat; other species not tested.

Antibody description

CAPZA2 Rabbit Polyclonal antibody. Positive IP detected in mouse heart tissue. Positive WB detected in mouse brain tissue, HepG2 cells, MCF7 cells, mouse heart tissue, mouse liver tissue, mouse ovary tissue, mouse skeletal muscle tissue. Positive IHC detected in human colon cancer tissue. Observed molecular weight by Western-blot: 33-40 kDa

Preparation

This antibody was obtained by immunization of CAPZA2 recombinant protein (Accession Number: NM_006136). Purification method: Antigen affinity purified.

Formulation

PBS with 0.02% sodium azide and 50% glycerol pH 7.3.

Storage

Store at -20°C. DO NOT ALIQUOT

Clonality

Polyclonal

Ig Type

Rabbit IgG

Applications

ELISA, IHC, IP, WB

Dilutions

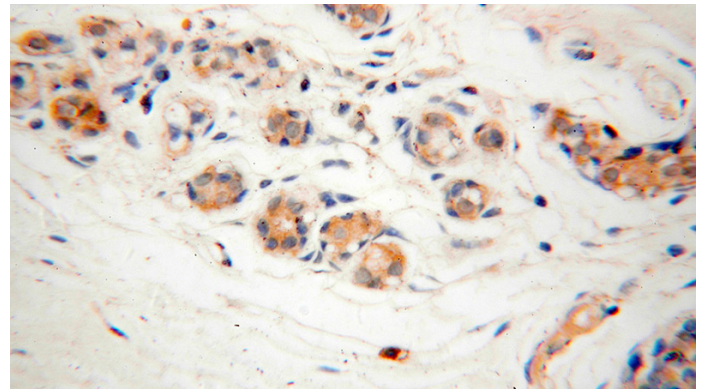
Recommended Dilution:

WB: 1:500-1:5000

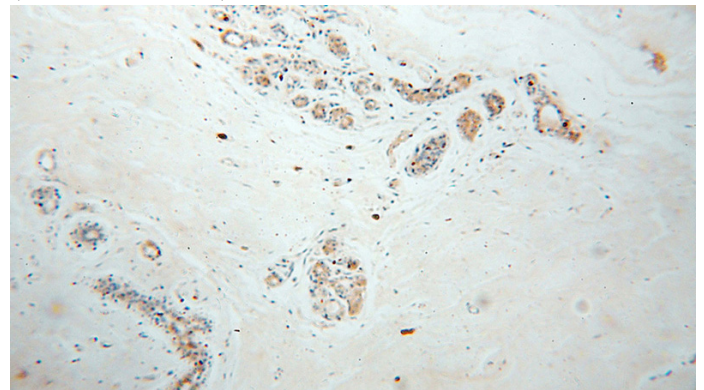
IP: 1:200-1:2000

IHC: 1:20-1:200

Validations




Immunohistochemical of paraffin-embedded human colon cancer using Catalog No:108845(CAPZA2 antibody) at dilution of 1:50 (under 40x lens)



Immunohistochemical of paraffin-embedded human colon cancer using Catalog No:108845(CAPZA2 antibody) at dilution of 1:50


CAPZA2 antibody

Catalog Number: 108845



(under 10x lens)

mouse brain tissue were subjected to SDS PAGE followed by western blot with Catalog No:108845(CAPZA2 Antibody) at dilution of



1:1000

IP Result of anti-CAPZA2 (IP:Catalog No:108845, 4ug; Detection:Catalog No:108845 1:800) with mouse heart tissue lysate 4000ug.