

# AHNAK antibody



Catalog Number: 107845

## Product name

AHNAK antibody

WB: 1:500-1:5000

IF: 1:50-1:500

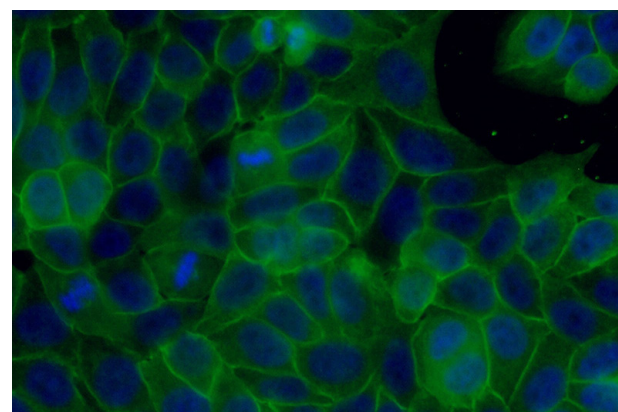
## Immunogen

[Human AHNAK Recombinant protein \(GST tag\)](#)

## Validations

## Specificity

Human; other species not tested.



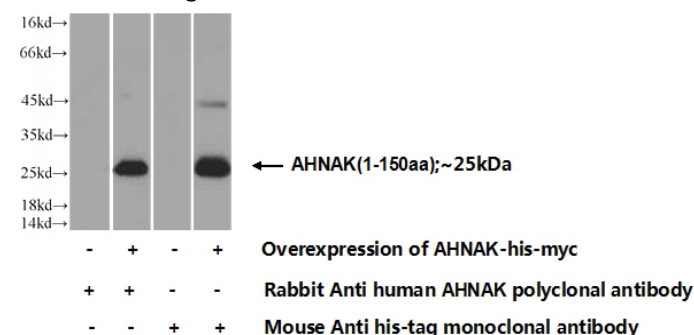
## Antibody description

AHNAK Rabbit Polyclonal antibody. Positive WB detected in Transfected HEK-293 cells. Positive FC detected in HeLa cells. Positive IF detected in HeLa cells.

Immunofluorescent analysis of (10% Formaldehyde) fixed HeLa cells using Catalog No:107845(AHNAK Antibody) at dilution of 1:50 and Alexa Fluor 488-conjugated AffiniPure Goat Anti-Rabbit IgG(H+L)

## Preparation

This antibody was obtained by immunization of AHNAK recombinant protein (Accession Number: NM\_024060). Purification method: Antigen affinity purified.



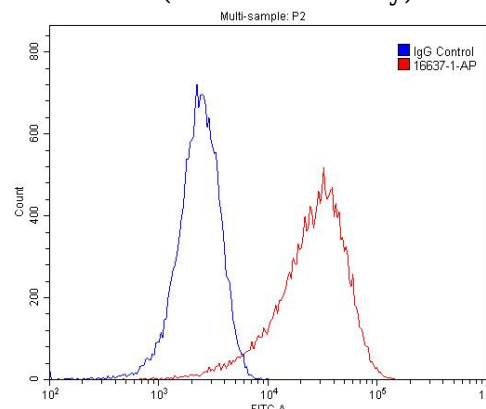
## Formulation

PBS with 0.1% sodium azide and 50% glycerol pH 7.3.

Transfected HEK-293 cells were subjected to SDS PAGE followed by western blot with Catalog No:107845(AHNAK Antibody) at dilution of 1:1000

## Storage

Store at -20°C. DO NOT ALIQUOT



## Clonality

Polyclonal

## Ig Type

Rabbit IgG

## Applications

ELISA, WB, IF, FC

## Dilutions

Recommended Dilution:

1X10<sup>6</sup> HeLa cells were stained with 0.2ug

# AHNAK antibody



Catalog Number: 107845

---

AHNAK antibody (Catalog No:107845, red) and control antibody (blue). Fixed with 4% PFA blocked with 3% BSA (30 min). Alexa Fluor 488-

conjugated AffiniPure Goat Anti-Rabbit IgG(H+L) with dilution 1:1500.