

INPP5J antibody



Catalog Number: 111845

Product name

INPP5J antibody

IP: 1:200-1:2000

IHC: 1:20-1:200

Specificity

Human, Mouse, Rat; other species not tested.

Antibody description

INPP5J Rabbit Polyclonal antibody. Positive WB detected in human heart tissue, mouse lung tissue. Positive IP detected in mouse lung tissue. Positive IHC detected in human kidney tissue, human heart tissue. Observed molecular weight by Western-blot: 107 kDa, 70 kDa

Preparation

This antibody was obtained by immunization of INPP5J recombinant protein (Accession Number: NM_001284289). Purification method: Antigen affinity purified.

Formulation

PBS with 0.02% sodium azide and 50% glycerol pH 7.3.

Storage

Store at -20°C. DO NOT ALIQUOT

Clonality

Polyclonal

Ig Type

Rabbit IgG

Applications


ELISA, WB, IHC, IP

Dilutions

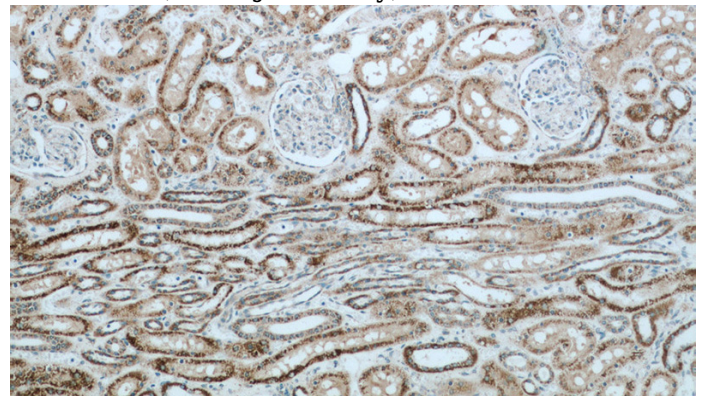
Recommended Dilution:

WB: 1:200-1:2000

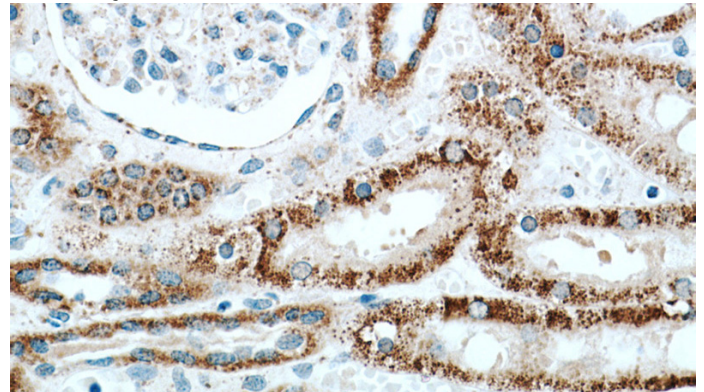
Validations



human heart tissue were subjected to SDS PAGE followed by western blot with Catalog No:111845(INPP5J antibody) at dilution of 1:500



Immunohistochemical of paraffin-embedded human kidney using Catalog No:111845(INPP5J antibody) at dilution of 1:50 (under 10x lens)

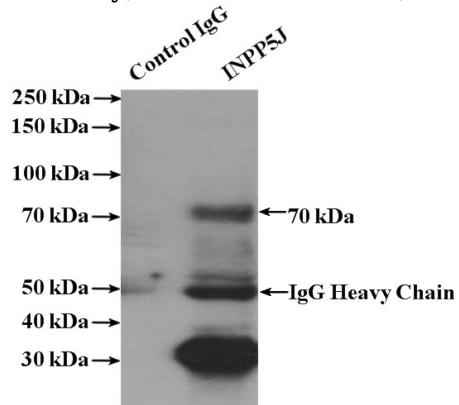


Immunohistochemical of paraffin-embedded human kidney using Catalog No:111845(INPP5J

INPP5J antibody

Catalog Number: 111845

antibody) at dilution of 1:50 (under 40x lens)



IP Result of anti-INPP5J (IP:Catalog No:111845, 4ug; Detection:Catalog No:111845 1:500) with mouse lung tissue lysate 4000ug.