

RNF10 antibody

Catalog Number: 114735

Product name

RNF10 antibody

IP: 1:200-1:2000

IHC: 1:20-1:200

Specificity


Human; other species not tested.

IF: 1:10-1:100

Antibody description

RNF10 Rabbit Polyclonal antibody. Positive IF detected in HepG2 cells. Positive IHC detected in human brain tissue. Positive IP detected in PC-3 cells. Positive WB detected in PC-3 cells, human brain tissue, Jurkat cells. Observed molecular weight by Western-blot: 90 kDa

Validations



PC-3 cells were subjected to SDS PAGE followed by western blot with Catalog No:114735(RNF10 antibody) at dilution of 1:1000

Preparation

This antibody was obtained by immunization of RNF10 recombinant protein (Accession Number: NM_001330474). Purification method: Antigen affinity purified.

Formulation

PBS with 0.02% sodium azide and 50% glycerol pH 7.3.

Storage

Store at -20°C. DO NOT ALIQUOT

Clonality

Polyclonal

Ig Type

Rabbit IgG

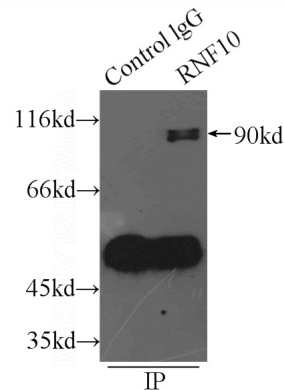
Applications

ELISA, WB, IHC, IF, IP

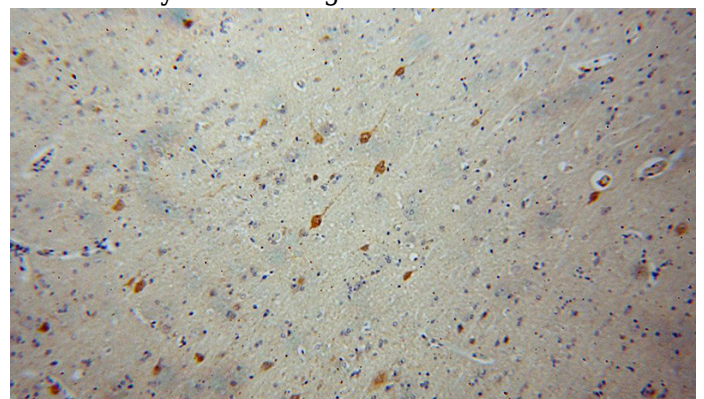
Dilutions

Recommended Dilution:

WB: 1:500-1:5000



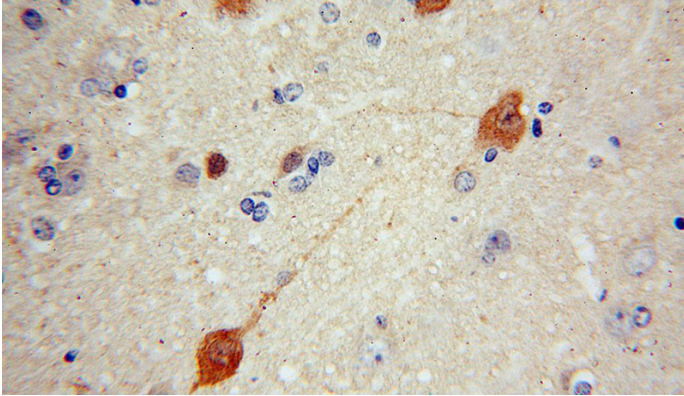
IP Result of anti-RNF10 (IP:Catalog No:114735, 5ug; Detection:Catalog No:114735 1:500) with PC-3 cells lysate 2200ug.



RNF10 antibody

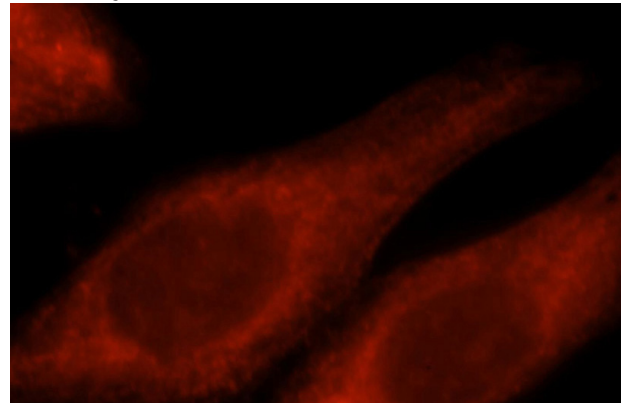
Catalog Number: 114735

Immunohistochemical of paraffin-embedded human brain using Catalog No:114735(RNF10 antibody) at dilution of 1:100 (under 10x lens)



Immunohistochemical of paraffin-embedded human brain using Catalog No:114735(RNF10

antibody) at dilution of 1:100 (under 40x lens)



Immunofluorescent analysis of HepG2 cells, using RNF10 antibody Catalog No:114735 at 1:25 dilution and Rhodamine-labeled goat anti-rabbit IgG (red).