

FN3KRP antibody



Catalog Number: 110735

Product name

FN3KRP antibody

IHC: 1:20-1:200

IF: 1:20-1:200

Specificity

Human, Mouse, Rat; other species not tested.

Antibody description

FN3KRP Rabbit Polyclonal antibody. Positive WB detected in HEK-293 cells, HeLa cells, human kidney tissue. Positive IF detected in HeLa cells. Positive IHC detected in human brain tissue. Observed molecular weight by Western-blot: 34 kDa

Preparation

This antibody was obtained by immunization of FN3KRP recombinant protein (Accession Number: NM_024619). Purification method: Antigen affinity purified.

Formulation

PBS with 0.02% sodium azide and 50% glycerol pH 7.3.

Storage

Store at -20°C. DO NOT ALIQUOT

Clonality

Polyclonal

Ig Type

Rabbit IgG

Applications

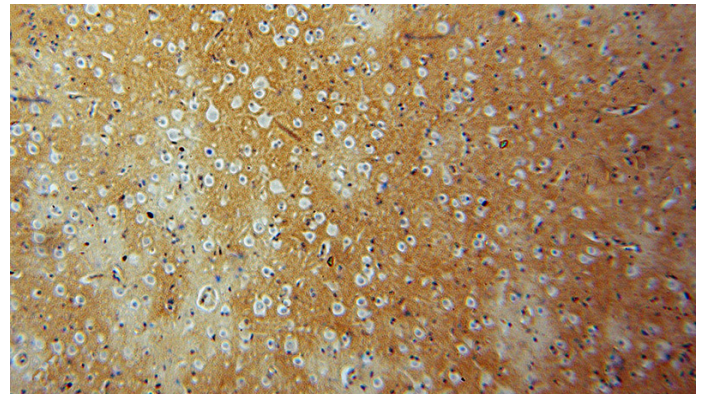
ELISA, IHC, WB, IF

Dilutions

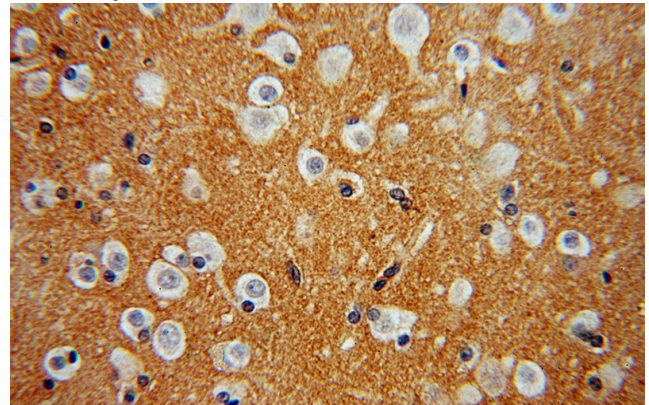
Recommended Dilution:

WB: 1:200-1:2000


Validations



Immunohistochemical of paraffin-embedded human brain using Catalog No:110735(FN3KRP antibody) at dilution of 1:50 (under 10x lens)



Immunohistochemical of paraffin-embedded human brain using Catalog No:110735(FN3KRP antibody) at dilution of 1:50 (under 40x lens)

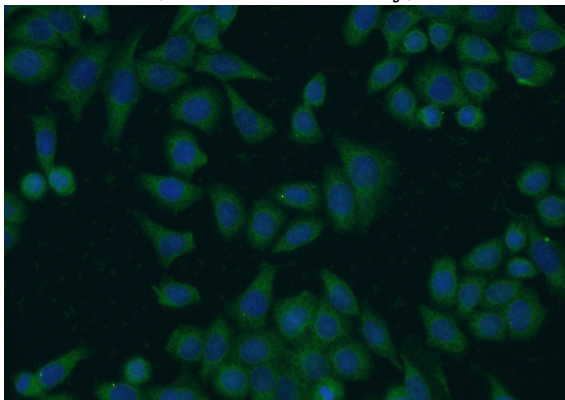


HEK-293 cells were subjected to SDS PAGE followed by western blot with Catalog

FN3KRP antibody

Catalog Number: 110735

No:110735(FN3KRP Antibody) at dilution of 1:600



Immunofluorescent analysis of HeLa cells using Catalog No:110735(FN3KRP Antibody) at dilution of 1:50 and Alexa Fluor 488-conjugated AffiniPure Goat Anti-Rabbit IgG(H+L)