

# LRRC4C antibody



Catalog Number: 112335

## Product name

LRRC4C antibody

## Specificity

Human, Mouse, Rat; other species not tested.

## Antibody description

LRRC4C Rabbit Polyclonal antibody. Positive WB detected in Y79 cells. Positive IHC detected in human gliomas tissue. Observed molecular weight by Western-blot: 72 kDa

## Preparation

This antibody was obtained by immunization of LRRC4C recombinant protein (Accession Number: XM\_017018077). Purification method: Antigen affinity purified.

## Formulation

PBS with 0.02% sodium azide and 50% glycerol pH 7.3.

## Storage

Store at -20°C. DO NOT ALIQUOT

## Clonality

Polyclonal

## Ig Type

Rabbit IgG

## Applications

ELISA, IHC, WB


## Dilutions

Recommended Dilution:

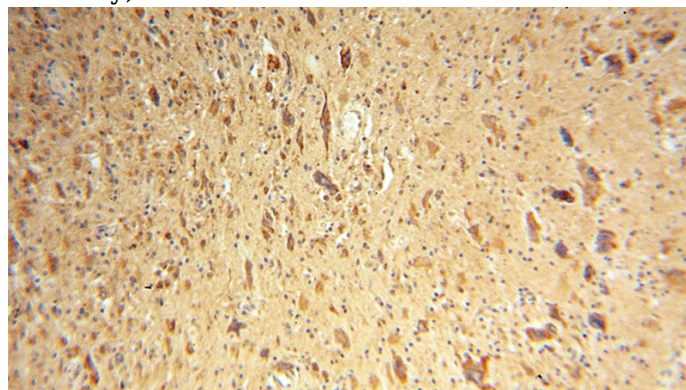
WB: 1:200-1:2000

IHC: 1:20-1:200

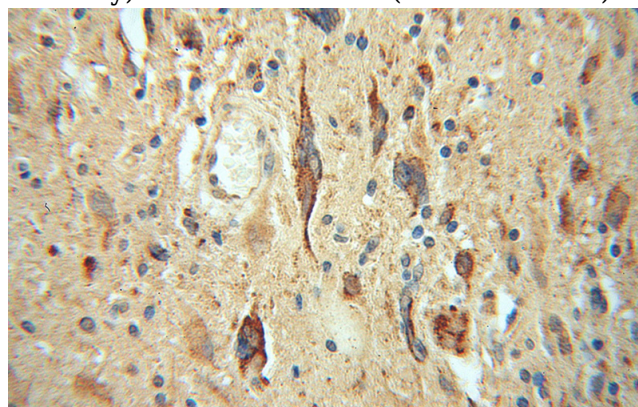
## Validations



Y79 cells were subjected to SDS PAGE followed by western blot with Catalog No:112335(LRRC4C antibody) at dilution of 1:500



Immunohistochemical of paraffin-embedded human gliomas using Catalog No:112335(LRRC4C antibody) at dilution of 1:50 (under 10x lens)



Immunohistochemical of paraffin-embedded human gliomas using Catalog No:112335(LRRC4C antibody) at dilution of 1:50 (under 40x lens)