

# TPSAB1 antibody



Catalog Number: 107635

## Product name

TPSAB1 antibody

## Specificity

Human; other species not tested.

## Antibody description

TPSAB1 Mouse Monoclonal antibody. Positive IHC detected in human tonsillitis tissue. Positive WB detected in human kidney tissue. Observed molecular weight by Western-blot: 31 kDa

## Preparation

This antibody was obtained by immunization of TPSAB1 recombinant protein (Accession Number: BC028059). Purification method: Protein G purified.

## Formulation

PBS with 0.02% sodium azide and 50% glycerol pH 7.3.

## Storage

Store at -20°C. DO NOT ALIQUOT

## Clonality

Monoclonal

## Ig Type

Mouse IgG1

## Applications

ELISA, IHC, WB


## Dilutions

Recommended Dilution:

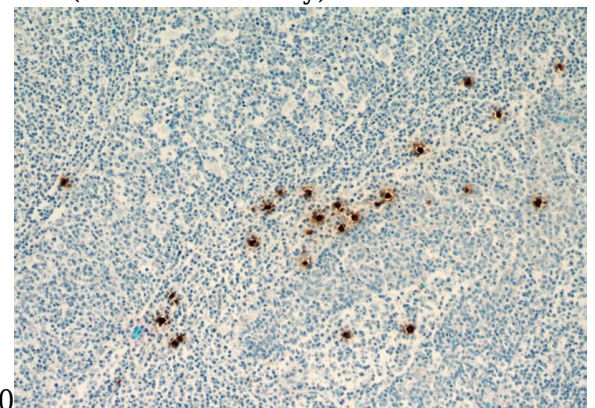
WB: 1:500-1:5000

IHC: 1:20-1:200

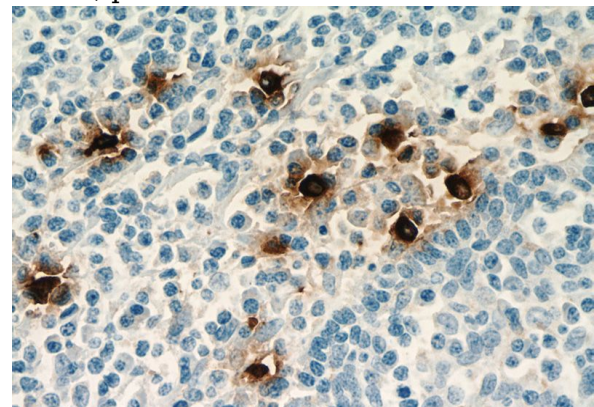
## Validations



human kidney tissue were subjected to SDS PAGE followed by western blot with Catalog No:107635(TPSAB1 Antibody) at dilution of



Immunohistochemistry of paraffin-embedded human tonsillitis tissue slide using (TPSAB1 Antibody) at dilution of 1:5000(under 10x lens). Heat mediated antigen retrieved with Citric acid buffer, pH6.0



Immunohistochemistry of paraffin-embedded human tonsillitis tissue slide using (TPSAB1 Antibody) at dilution of 1:5000(under 40x lens).

# TPSAB1 antibody



Catalog Number: 107635

---

Heat mediated antigen retrieved with Citric acid buffer, pH6.0