

ST8SIA3 antibody



Catalog Number: 115635

Product name

ST8SIA3 antibody

Specificity

human, mouse, rat; other species not tested.

Antibody description

ST8SIA3 Rabbit Polyclonal antibody. Positive IHC detected in human liver. Positive WB detected in mouse liver tissue. Observed molecular weight by Western-blot: 44kd

Preparation

This antibody was obtained by immunization of ST8SIA3 recombinant protein (Accession Number: NM_015879). Purification method: Antigen affinity purified.

Formulation

PBS with 0.02% sodium azide and 50% glycerol pH 7.3.

Storage

Store at -20°C. DO NOT ALIQUOT

Clonality

Polyclonal

Ig Type

Rabbit IgG

Applications

ELISA, WB, IHC


Dilutions

Recommended Dilution:

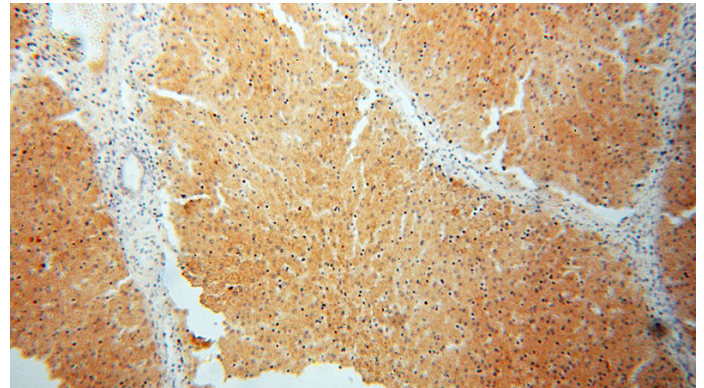
WB: 1:200-1:2000

IHC: 1:20-1:200

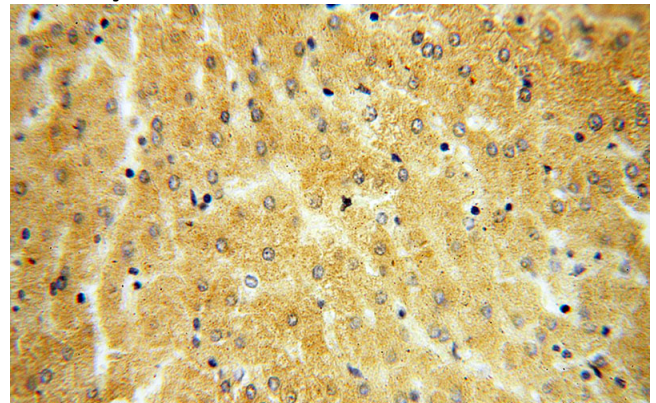
Validations



mouse liver tissue were subjected to SDS PAGE followed by western blot with Catalog No:115635(ST8SIA3 antibody) at dilution of 1:800



Immunohistochemical of paraffin-embedded human liver using Catalog No:115635(ST8SIA3 antibody) at dilution of 1:50 (under 10x lens)



Immunohistochemical of paraffin-embedded human liver using Catalog No:115635(ST8SIA3 antibody) at dilution of 1:50 (under 40x lens)