

# Anti-RanBP9 (2H2) Mouse antibody



Catalog Number: 168235

## Product name

Anti-RanBP9 (2H2) Mouse antibody

## Specificity

Human, Rat

## Antibody description

RanBP9 (2H2) Mouse monoclonal antibody

## Preparation

Antigen: Purified recombinant fragment of human RANBP9 (AA: 453-680) expressed in E. Coli.

## Formulation

Purified antibody in PBS with 0.05% sodium azide.

## Storage

Store at 4°C short term. Store at -20°C long term. Avoid freeze / thaw cycle.

## Clonality

Monoclonal

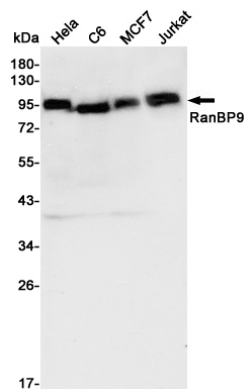
## Ig Type

Mouse IgG1

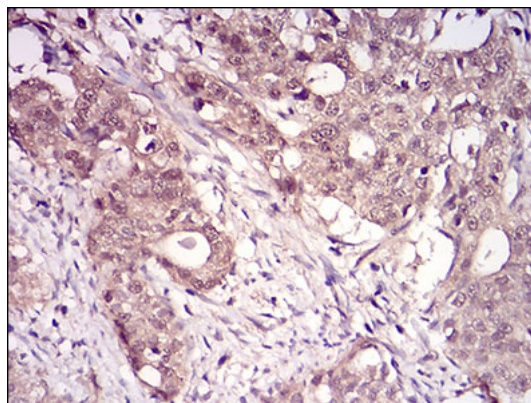
## Applications

WB, FC, IHC-P

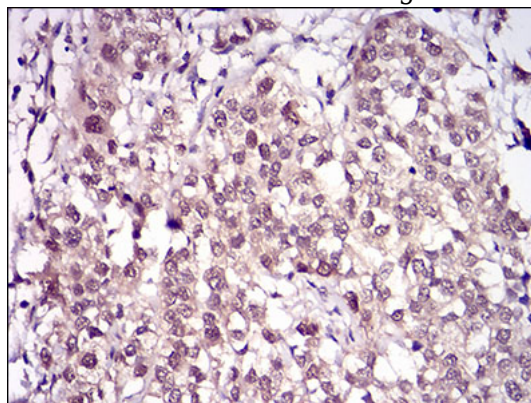
## Validations



Western blot detection of RanBP9 in HeLa, C6, MCF7 and Jurkat cell lysates and using RanBP9 mouse mAb (1:2000 diluted). Predicted band size: 78KDa. Observed band size: 95KDa.



Immunohistochemical analysis of paraffin-embedded cervical cancer tissues using RANBP9 mouse mAb with DAB staining.



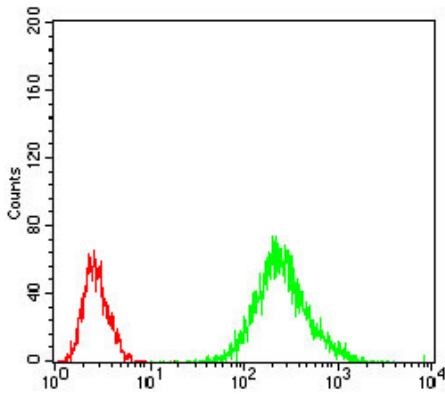
Immunohistochemical analysis of paraffin-embedded bladder cancer tissues using RANBP9 mouse mAb with DAB staining.

# Anti-RanBP9 (2H2) Mouse antibody



Catalog Number: 168235

---



Flow cytometric analysis of Jurkat cells using RANBP9 mouse mAb (green) and negative control (red).