

DHX9 antibody

Catalog Number: 109935

Product name

DHX9 antibody

WB: 1:1000-1:10000

IHC: 1:20-1:200

Specificity


Human, Mouse, Rat; other species not tested.

IF: 1:20-1:200

Antibody description

DHX9 Rabbit Polyclonal antibody. Positive WB detected in Jurkat cells, mouse spleen tissue, mouse testis tissue, rat spleen tissue, rat testis tissue. Positive IF detected in HepG2 cells. Positive IHC detected in human brain tissue. Observed molecular weight by Western-blot: 130 kDa

Validations



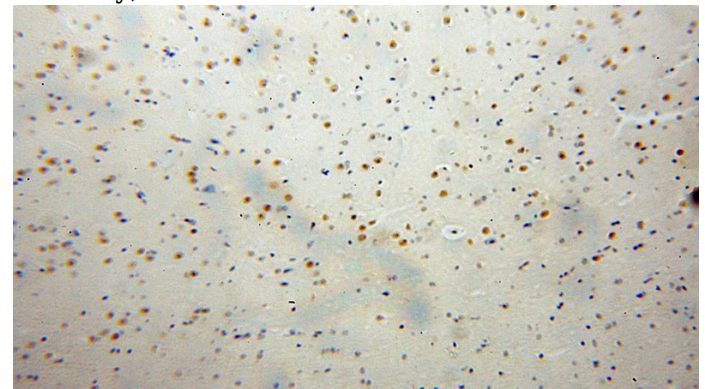
Preparation

This antibody was obtained by immunization of DHX9 recombinant protein (Accession Number: BC014246). Purification method: Antigen affinity purified.

Jurkat cells were subjected to SDS PAGE followed by western blot with Catalog No:109935(DHX9 antibody) at dilution of 1:1000

Formulation

PBS with 0.02% sodium azide and 50% glycerol pH 7.3.



Storage

Store at -20°C. DO NOT ALIQUOT

Clonality

Polyclonal

Ig Type

Rabbit IgG

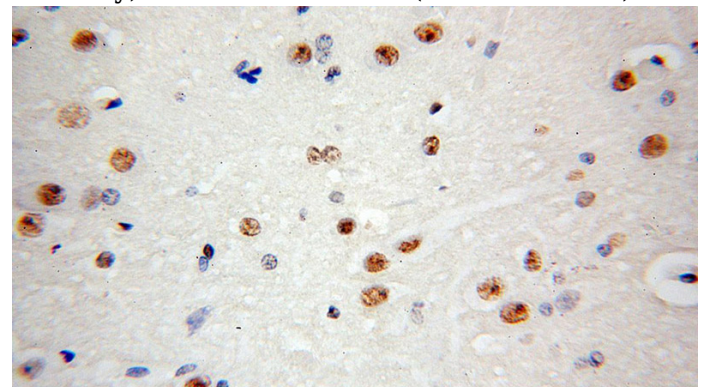
Applications

ELISA, WB, IHC, IF

Dilutions

Recommended Dilution:

Immunohistochemical of paraffin-embedded human brain using Catalog No:109935(DHX9 antibody) at dilution of 1:100 (under 10x lens)

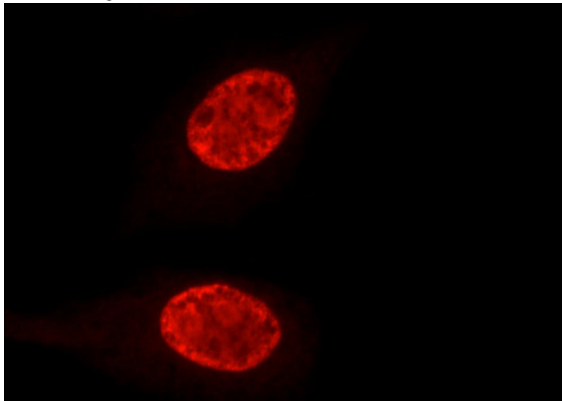


Immunohistochemical of paraffin-embedded

DHX9 antibody

Catalog Number: 109935

human brain using Catalog No:109935(DHX9 antibody) at dilution of 1:100 (under 40x lens)



Immunofluorescent analysis of HepG2 cells, using DHX9 antibody Catalog No:109935 at 1:100 dilution and Rhodamine-labeled goat anti-rabbit IgG (red).